



BEFORE WE BEGIN ... LET'S SAY "HELLO!"

- × Where are you from?
- × Have you used the Webform module?
- × What do you want to learn about today?
- × Review the slides before the presentation

Prefix your questions with a "Q:"



WEBFORM:

CHOOSE YOUR

OWN ADVENTURE

HELLO!



Hi, my name is Jacob Rockowitz.

- × I am known as jrockowitz on the web.
- × I am a Drupal developer and software architect.
- × I built and maintain the Webform module for Drupal 8/9.

MY PAST WEBFORM PRESENTATIONS ADVENTURES

- x [YAML, What is it good for?](#) - 2016
- x [YAML Form. The Other Form Builder](#) - 2016
- x [Webform 8.x-5.x](#) - 2017
- x [Designing & theming Webforms](#) - 2017
- x [Webform for Designers](#) - 2017
- x [Webform: There is this for that](#) - 2018
- x [Webform Accessibility](#) - 2018
- x [Webforms for Government](#) - 2019
- x [Advanced Webforms Part I](#) - 2019
- x [Advanced Webforms Part II](#) - 2017
- x [Webforms for Everyone](#) - 2020
- x [Webform Greatest Hits](#) - 2020

YAML, What is it good for?

...absolutely something!!!

Part III

ANSWERING THE WHY, WHAT, & HOW QUESTIONS

1. [Why use the Webform module?](#) ★
2. [Why did I build the Webform module?](#)
3. [What are some of the features?](#) ★
4. [What are some good examples?](#) ★
5. [What are the alternatives?](#)
6. [What is the YAML source mode?](#)
7. [What is a FAPI render array?](#)
8. [How do you alter forms & elements?](#)
9. [How to publish a webform?](#) ★
10. [What is a source entity?](#)
11. [How to improve a form's UX?](#) ★
12. [How to improve an element's UX?](#) ★
13. [How to use templates?](#)
14. [What is the anatomy of a form?](#)
15. [How to change a form's look-n-feel?](#)
16. [How to limit access to a webform?](#)
17. [How to share a webform?](#) ★
18. [How to secure a webform?](#) ★
19. [How to manage submissions?](#) ★
20. [How to distribute submissions?](#) ★
21. [How to extend the Webform module?](#) ★
22. [How to stop SPAM?](#)
23. [How to test webforms?](#)
24. [How to get help?](#) ★

MY GOAL IS TO

ANSWER YOUR

QUESTIONS...



...AND LET YOU

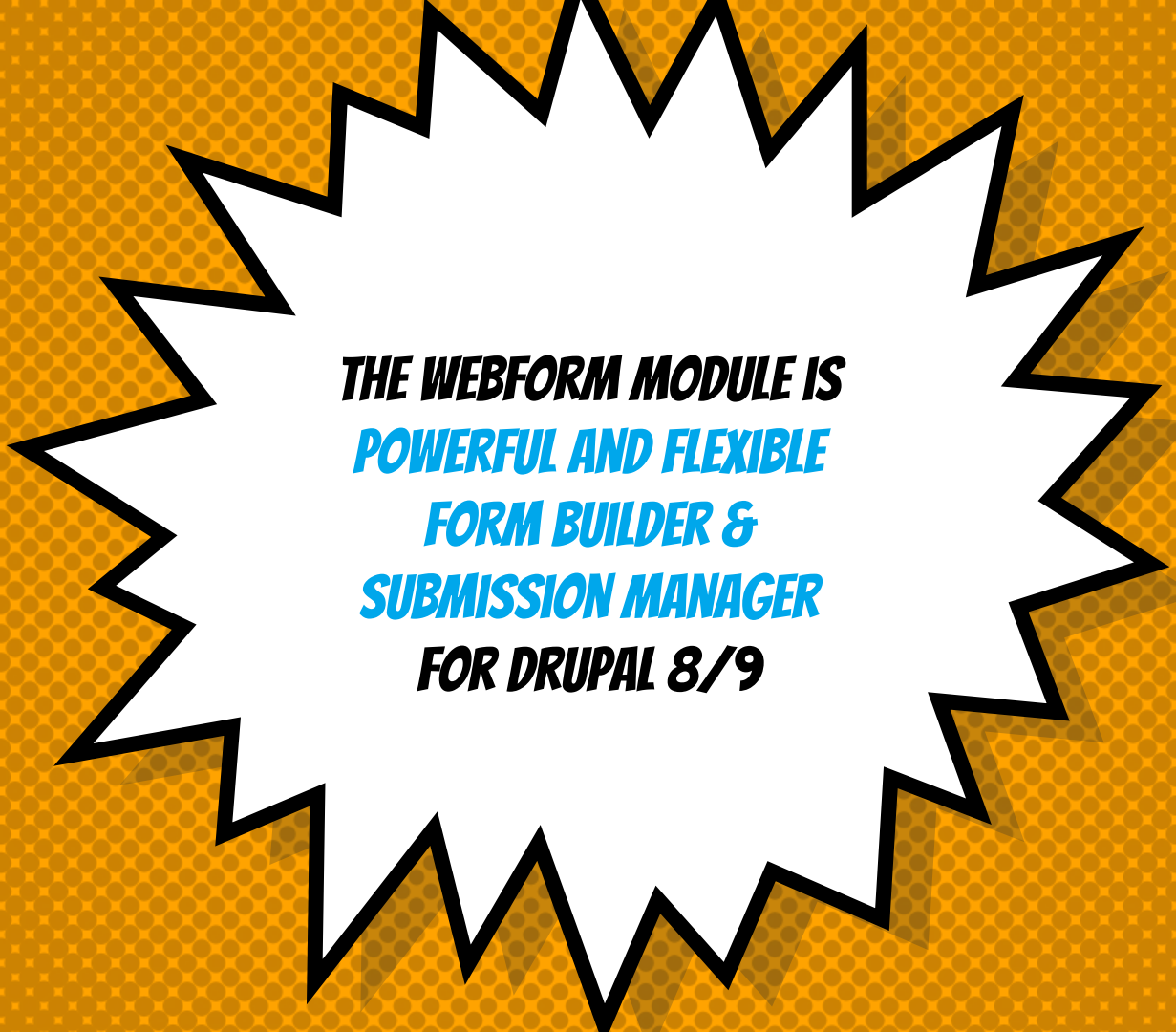
CHOOSE YOUR

OWN ADVENTURE



1.

***WHY USE THE
WEBFORM MODULE?***



***THE WEBFORM MODULE IS
POWERFUL AND FLEXIBLE
FORM BUILDER &
SUBMISSION MANAGER
FOR DRUPAL 8/9***

THE USE CASE FOR THE WEBFORM MODULE

BUILD

COLLECT

DISTRIBUTE

A stylized illustration of a computer monitor with a white frame and a dark blue screen. The screen displays the text '<demo>' in a light blue, sans-serif font. The monitor is set against a light blue background with a subtle halftone dot pattern.

`<demo>`

ANSWERING THE WHY, WHAT, & HOW QUESTIONS

1. [Why use the Webform module?](#) ★
2. [Why did I build the Webform module?](#)
3. [What are some of the features?](#) ★
4. [What are some good examples?](#) ★
5. [What are the alternatives?](#)
6. [What is the YAML source mode?](#)
7. [What is a FAPI render array?](#)
8. [How do you alter forms & elements?](#)
9. [How to publish a webform?](#) ★
10. [What is a source entity?](#)
11. [How to improve a form's UX?](#) ★
12. [How to improve an element's UX?](#) ★
13. [How to use templates?](#)
14. [What is the anatomy of a form?](#)
15. [How to change a form's look-n-feel?](#)
16. [How to limit access to a webform?](#)
17. [How to share a webform?](#) ★
18. [How to secure a webform?](#) ★
19. [How to manage submissions?](#) ★
20. [How to distribute submissions?](#) ★
21. [How to extend the Webform module?](#) ★
22. [How to stop SPAM?](#)
23. [How to test webforms?](#)
24. [How to get help?](#) ★



2.

***WHY DID I BUILD THE
WEBFORM MODULE?***

WHY DID I BUILD THE WEBFORM MODULE?

- × I want to contribute something.
 - × I like to focus my energy on one project.
 - × I enjoy working on long term projects.
-

- × Drupal 8/9 needed a form builder.
- × Open Source needs a form builder.

ANSWERING THE WHY, WHAT, & HOW QUESTIONS

1. [Why use the Webform module?](#) ★
2. [Why did I build the Webform module?](#)
3. [What are some of the features?](#) ★
4. [What are some good examples?](#) ★
5. [What are the alternatives?](#)
6. [What is the YAML source mode?](#)
7. [What is a FAPI render array?](#)
8. [How do you alter forms & elements?](#)
9. [How to publish a webform?](#) ★
10. [What is a source entity?](#)
11. [How to improve a form's UX?](#) ★
12. [How to improve an element's UX?](#) ★
13. [How to use templates?](#)
14. [What is the anatomy of a form?](#)
15. [How to change a form's look-n-feel?](#)
16. [How to limit access to a webform?](#)
17. [How to share a webform?](#) ★
18. [How to secure a webform?](#) ★
19. [How to manage submissions?](#) ★
20. [How to distribute submissions?](#) ★
21. [How to extend the Webform module?](#) ★
22. [How to stop SPAM?](#)
23. [How to test webforms?](#)
24. [How to get help?](#) ★

3.


***WHAT ARE SOME OF THE
FEATURES INCLUDED
WITH THE WEBFORM
MODULE?***

WEBFORM FORM FEATURES

- × Drag-n-drop form builder
 - × Multi-column layout
 - × Modal dialogs
 - × Conditional logic
 - × Open/close scheduling
 - × Prepopulate
 - × Email handling
 - × Remote post
 - × Custom options
-
- × Submission limits
 - × Submission preview
 - × Autofill
 - × Save draft
 - × Auto purge
 - × Access controls
 - × Confirmation message
 - × Confirmation redirects
 - × Sharing

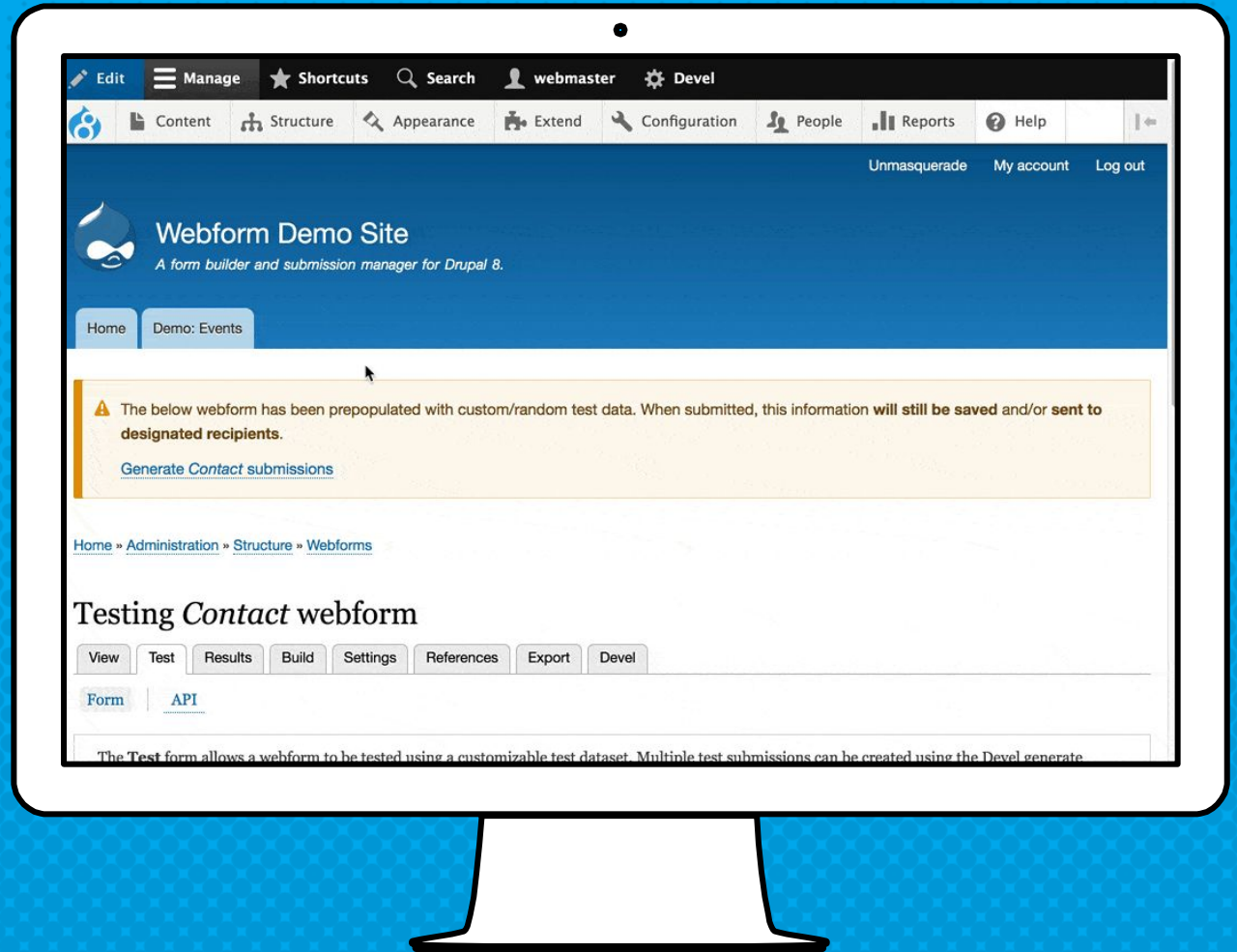
WEBFORM ELEMENT FEATURES

- × Standard HTML inputs
 - × Advanced HTML inputs
 - × File uploads
 - × Signatures
 - × Buttons
 - × Rating
 - × Image selection
 - × Addresses
 - × Entity references
-
- × Select menu enhancement
 - × Computed values
 - × Tooltips
 - × Slideouts
 - × Input masks
 - × Word/character counter
 - × Regex validation
 - × Access controls
 - × Unique values

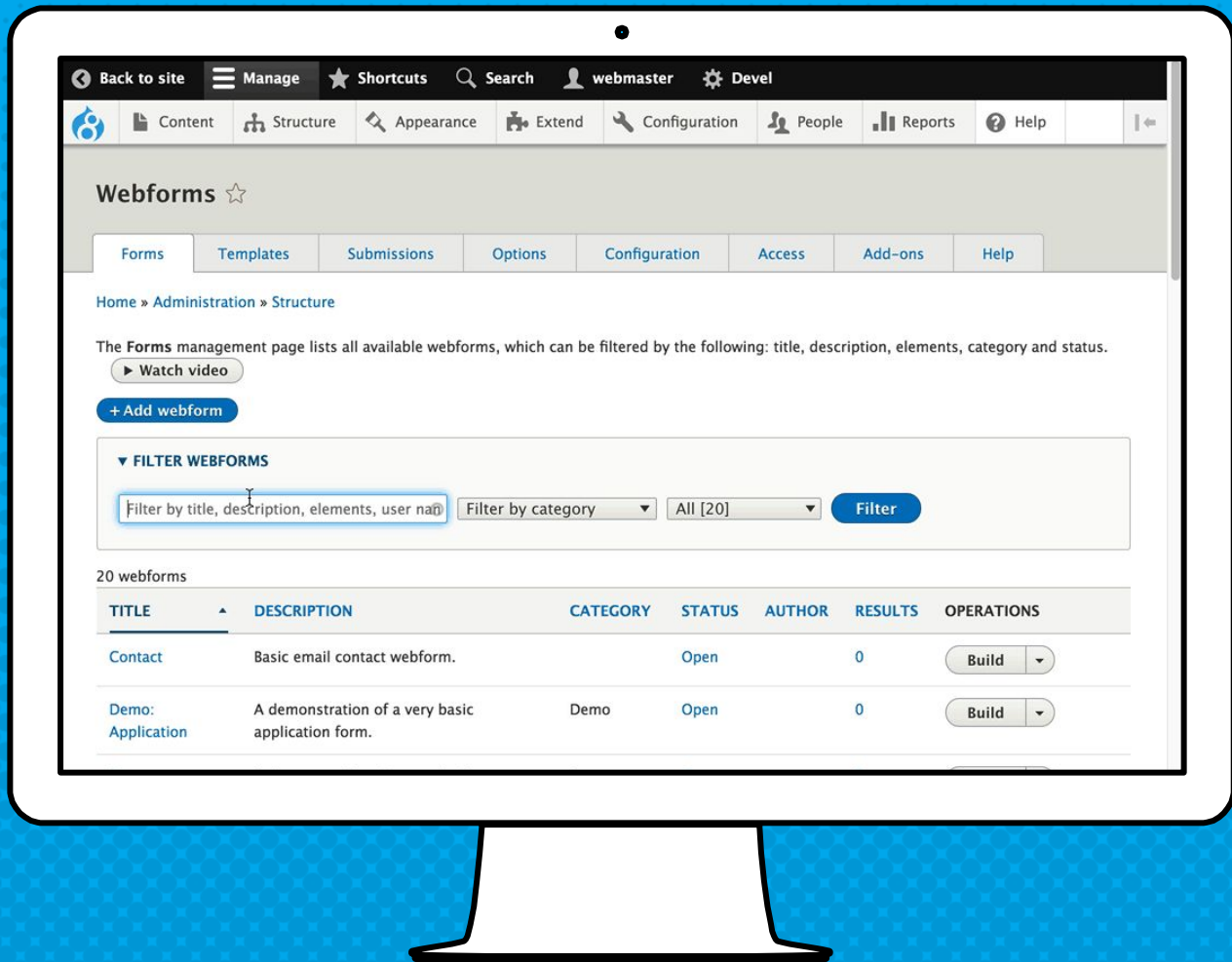


**THE WEBFORM MODULE
SHIPS WITH
REASONABLE
DEFAULT SETTINGS,
BUT EVERYTHING
IS CUSTOMIZABLE**

**THERE ARE
A LOT OF
CONFIGURATION
SETTINGS**



**THERE IS A
STYLE-GUIDE
WHICH SHOWS
EVERY AVAILABLE
WEBFORM
ELEMENT**



ANSWERING THE WHY, WHAT, & HOW QUESTIONS

1. [Why use the Webform module?](#) ★
2. [Why did I build the Webform module?](#)
3. [What are some of the features?](#) ★
4. [What are some good examples?](#) ★
5. [What are the alternatives?](#)
6. [What is the YAML source mode?](#)
7. [What is a FAPI render array?](#)
8. [How do you alter forms & elements?](#)
9. [How to publish a webform?](#) ★
10. [What is a source entity?](#)
11. [How to improve a form's UX?](#) ★
12. [How to improve an element's UX?](#) ★
13. [How to use templates?](#)
14. [What is the anatomy of a form?](#)
15. [How to change a form's look-n-feel?](#)
16. [How to limit access to a webform?](#)
17. [How to share a webform?](#) ★
18. [How to secure a webform?](#) ★
19. [How to manage submissions?](#) ★
20. [How to distribute submissions?](#) ★
21. [How to extend the Webform module?](#) ★
22. [How to stop SPAM?](#)
23. [How to test webforms?](#)
24. [How to get help?](#) ★

4.

***ARE THERE GOOD
EXAMPLES OF
WEBFORMS?***

LEARN FROM THE EXAMPLES & TEMPLATES

- × Elements & Composites (75+ Elements)
- × Computed Elements (Twig & Tokens)
- × Multi-step Wizard (Pager with Progress Tracker)
- × Multicolumn Layouts (Flexbox)
- × Conditional Logic (#States API)
- × Reusable Templates (Forms & Elements)

FINDING & CHOOSING ELEMENTS & COMPOSITES

Back to site Manage Shortcuts Search webmaster Devel

Content Structure Appearance Extend Configuration People Reports Help

Contact

View Test Results Build Settings References Export Devel

Elements Source

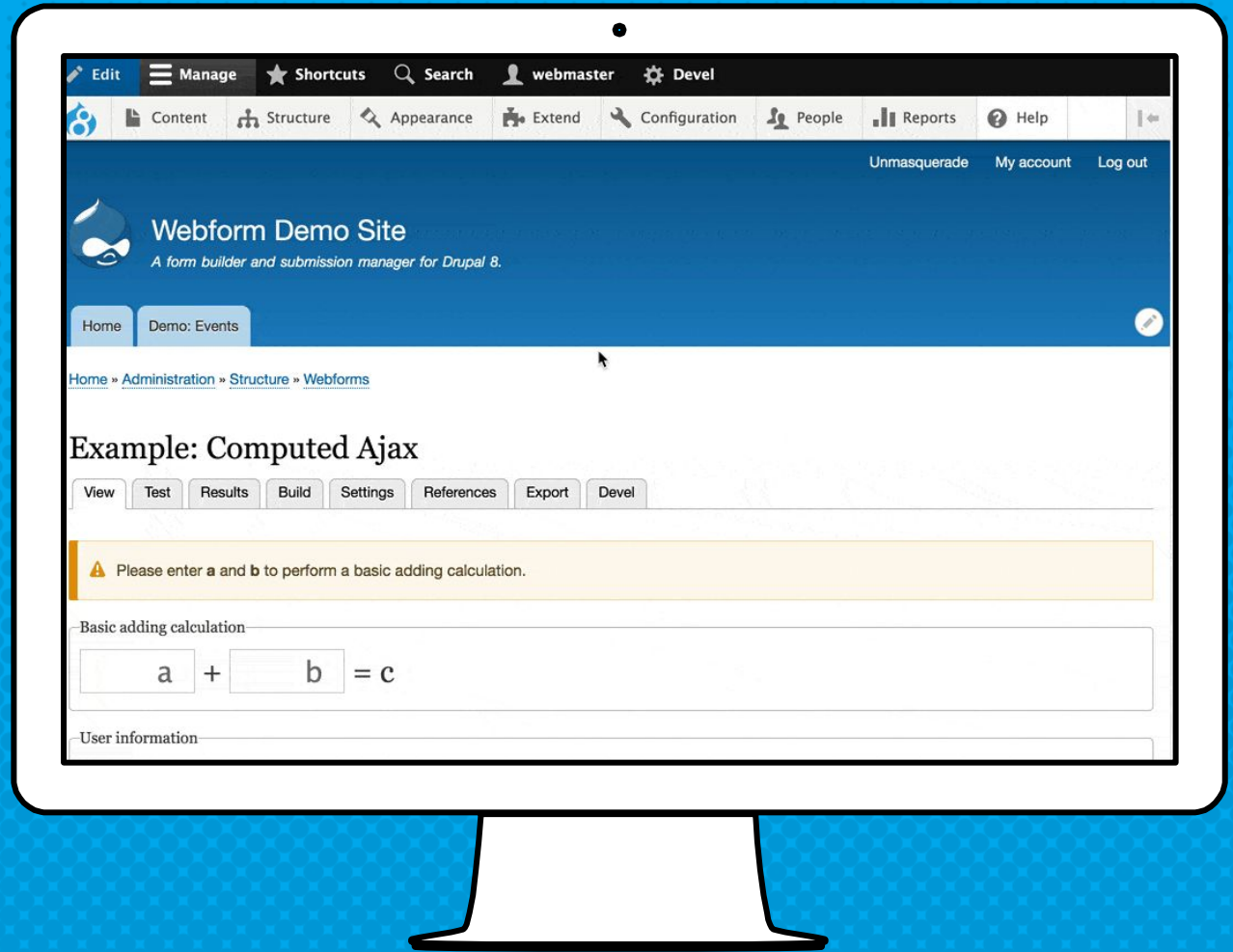
Home » Administration » Structure » Webforms

The Elements page allows users to add, update, duplicate and delete elements and wizard pages. [Watch video](#)

[+ Add element](#) [+ Add page](#) [+ Add layout](#) [?](#) [Show row weights](#)

TITLE	KEY	TYPE	REQUIRED	OPERATIONS
+ Your Name	name	Text field	<input checked="" type="checkbox"/>	Edit
+ Your Email	email	Email	<input checked="" type="checkbox"/>	Edit
+ Subject	subject	Text field	<input checked="" type="checkbox"/>	Edit
+ Message	message	Textarea	<input checked="" type="checkbox"/>	Edit
+ Submit button(s)	actions	Submit button(s)		Edit

PERFORMING CALCULATIONS USING COMPUTED ELEMENTS



BREAKING DOWN LONG FORMS INTO MULTIPLE-STEPS

The screenshot displays a web browser window showing a Drupal 8 Webform Demo Site. The page title is "Drupal 8: Webform Demo Site" with the subtitle "A form builder and submission manager for Drupal 8." The site has a navigation menu with "Home" and "Demo: Events" options. The main content area is titled "Example: Wizard" and features a progress indicator with five steps: 1. Your Information (highlighted in blue), 2. Contact Information, 3. Your Feedback, 4. Preview, and 5. Complete. Below the progress indicator, the form fields for the first step are visible: "First Name *" with the value "Jacob", "Last Name *" with the value "Rockowitz", and "Gender *" with radio buttons for "Male" (selected), "Female", and "Other...".

Log in

Drupal 8: Webform Demo Site
A form builder and submission manager for Drupal 8.

Home Demo: Events

Home

Example: Wizard

1 2 3 4 5
Your Information Contact Information Your Feedback Preview Complete

First Name *
Jacob

Last Name *
Rockowitz

Gender *
 Male
 Female
 Other...

ANSWERING THE WHY, WHAT, & HOW QUESTIONS

1. [Why use the Webform module?](#) ★
2. [Why did I build the Webform module?](#)
3. [What are some of the features?](#) ★
4. [What are some good examples?](#) ★
5. [What are the alternatives?](#)
6. [What is the YAML source mode?](#)
7. [What is a FAPI render array?](#)
8. [How do you alter forms & elements?](#)
9. [How to publish a webform?](#) ★
10. [What is a source entity?](#)
11. [How to improve a form's UX?](#) ★
12. [How to improve an element's UX?](#) ★
13. [How to use templates?](#)
14. [What is the anatomy of a form?](#)
15. [How to change a form's look-n-feel?](#)
16. [How to limit access to a webform?](#)
17. [How to share a webform?](#) ★
18. [How to secure a webform?](#) ★
19. [How to manage submissions?](#) ★
20. [How to distribute submissions?](#) ★
21. [How to extend the Webform module?](#) ★
22. [How to stop SPAM?](#)
23. [How to test webforms?](#)
24. [How to get help?](#) ★

5.

***WHAT ARE THE
ALTERNATIVES TO THE
WEBFORM MODULE?***

PROPRIETARY



OPEN SOURCE



DRUPAL CORE



+ Add contact form



ANSWERING THE WHY, WHAT, & HOW QUESTIONS

1. [Why use the Webform module?](#) ★
2. [Why did I build the Webform module?](#)
3. [What are some of the features?](#) ★
4. [What are some good examples?](#) ★
5. [What are the alternatives?](#)
6. [What is the YAML source mode?](#)
7. [What is a FAPI render array?](#)
8. [How do you alter forms & elements?](#)
9. [How to publish a webform?](#) ★
10. [What is a source entity?](#)
11. [How to improve a form's UX?](#) ★
12. [How to improve an element's UX?](#) ★
13. [How to use templates?](#)
14. [What is the anatomy of a form?](#)
15. [How to change a form's look-n-feel?](#)
16. [How to limit access to a webform?](#)
17. [How to share a webform?](#) ★
18. [How to secure a webform?](#) ★
19. [How to manage submissions?](#) ★
20. [How to distribute submissions?](#) ★
21. [How to extend the Webform module?](#) ★
22. [How to stop SPAM?](#)
23. [How to test webforms?](#)
24. [How to get help?](#) ★

6.

***WHAT IS THE YAML
SOURCE MODE?***



***YAML PROVIDES A SIMPLE
& EASY TO LEARN
MARKUP LANGUAGE FOR
BUILDING & BULK EDITING A
WEBFORM'S ELEMENTS***

**THIS
IS AN
EXAMPLE
OF THE
YAML SOURCE
BEHIND A
WEBFORM'S
ELEMENTS**

```
name:  
  '#title': 'Your Name'  
  '#type': textfield  
email:  
  '#title': 'Your Email'  
  '#type': email  
subject:  
  '#title': 'Subject'  
  '#type': textfield  
message:  
  '#title': 'Message'  
  '#type': textarea
```

ANSWERING THE WHY, WHAT, & HOW QUESTIONS

1. [Why use the Webform module?](#) ★
2. [Why did I build the Webform module?](#)
3. [What are some of the features?](#) ★
4. [What are some good examples?](#) ★
5. [What are the alternatives?](#)
6. [What is the YAML source mode?](#)
7. [What is a FAPI render array?](#)
8. [How do you alter forms & elements?](#)
9. [How to publish a webform?](#) ★
10. [What is a source entity?](#)
11. [How to improve a form's UX?](#) ★
12. [How to improve an element's UX?](#) ★
13. [How to use templates?](#)
14. [What is the anatomy of a form?](#)
15. [How to change a form's look-n-feel?](#)
16. [How to limit access to a webform?](#)
17. [How to share a webform?](#) ★
18. [How to secure a webform?](#) ★
19. [How to manage submissions?](#) ★
20. [How to distribute submissions?](#) ★
21. [How to extend the Webform module?](#) ★
22. [How to stop SPAM?](#)
23. [How to test webforms?](#)
24. [How to get help?](#) ★

1.

***WHAT IS A FORM API
(FAPI) RENDER ARRAY?***

FORM API (FAPI) RENDER ARRAYS

- × Define renderable (displayed) elements.
 - × Described using properties.
-

- × Properties begin with a hash (#).
- × Elements have keys.

**THIS
IS A
RENDER
ARRAY
AS YAML**

```
name:  
  '#title': 'Your Name'  
  '#type': textfield  
email:  
  '#title': 'Your Email'  
  '#type': email  
subject:  
  '#title': 'Subject'  
  '#type': textfield  
message:  
  '#title': 'Message'  
  '#type': textarea
```


**THIS
IS A
RENDER
ARRAY
AS PHP**

```
$form['name'] = [  
    '#title' => $this->t('Your Name'),  
    '#type' => 'textfield',  
];  
$form['email'] = [  
    '#title' => $this->t('Your Email'),  
    '#type' => 'email',  
];  
$form['subject'] = [  
    '#title' => $this->t('Subject'),  
    '#type' => 'textfield',  
];  
$form['message'] = [  
    '#title' => $this->t('Message'),  
    '#type' => 'textfield',  
];
```

INPUT NAME

LABEL

```
name:  
  '#title': 'Your Name'  
  '#type': textfield  
  '#attributes':  
    style: 'bg-color:yellow'  
    class:  
      - my-custom-class
```

PROPERTIES

INPUT TYPE

INPUT ATTRIBUTES

FORM ELEMENT

Your Name

XHTML MARKUP

```
<div class="js-form-item form-item js-form-type-textfield
form-type-textfield js-form-item-name form-item-name">
  <label for="edit-name">Your Name</label>
  <input style="background-color:yellow"
class="my-custom-class form-text"
data-drupal-selector="edit-name"
type="text"
id="edit-name"
name="name"
value=""
size="60"
maxlength="255">
</div>
```

LABEL

INPUT ATTRIBUTES

INPUT TYPE

INPUT NAME

ANSWERING THE WHY, WHAT, & HOW QUESTIONS

1. [Why use the Webform module?](#) ★
2. [Why did I build the Webform module?](#)
3. [What are some of the features?](#) ★
4. [What are some good examples?](#) ★
5. [What are the alternatives?](#)
6. [What is the YAML source mode?](#)
7. [What is a FAPI render array?](#)
8. [How do you alter forms & elements?](#)
9. [How to publish a webform?](#) ★
10. [What is a source entity?](#)
11. [How to improve a form's UX?](#) ★
12. [How to improve an element's UX?](#) ★
13. [How to use templates?](#)
14. [What is the anatomy of a form?](#)
15. [How to change a form's look-n-feel?](#)
16. [How to limit access to a webform?](#)
17. [How to share a webform?](#) ★
18. [How to secure a webform?](#) ★
19. [How to manage submissions?](#) ★
20. [How to distribute submissions?](#) ★
21. [How to extend the Webform module?](#) ★
22. [How to stop SPAM?](#)
23. [How to test webforms?](#)
24. [How to get help?](#) ★

8.

***HOW DO YOU ALTER
FORMS & ELEMENTS?***



***EVERYTHING & ANYTHING
CAN BE ALTERED
IN DRUPAL***

ALTERING FORMS & ELEMENTS

- × Form & element alter hooks (aka functions)
http://dgo.to/a/hook_form_alter
- × Preprocessing functions
<https://www.thirdandgrove.com/theming-form-elements-drupal-8>
- × Themes & Twig templates
<http://dgo.to/2792967>
<http://drupal-bootstrap.org>
- × Asset libraries (CSS/JS)
<http://dgo.to/27929672216195>

FORM HOOKS

`hook_webform_submission_form_alter`

ELEMENT HOOKS

`hook_webform_element_alter`

OPTION HOOKS

`hook_webform_options_alter`

HANDLER HOOKS

`hook_webform_handler_invoke_alter`

ENTITY HOOKS

`hook_webform_submission_insert`

`hook_webform_submission_load`

`hook_webform_submission_save`

`hook_webform_submission_delete`

etc...

MORE HOOKS...

`hook_webform_libraries_info_alter`

`hook_webform_access_rules_alter`

@see `webform.api.php`

```
@see webform.api.php
```

```
/**  
 * Act on a webform handler when a method is invoked.  
 *  
 * @param \Drupal\webform\Plugin\WebformHandlerInterface $handler  
 *   A webform handler attached to a webform.  
 * @param string $method_name  
 *   The invoked method name converted to snake case.  
 * @param array $args  
 *   Argument being passed to the handler's method.  
 */  
function hook_webform_handler_invoke_alter($handler, $method_name, array &$args) {  
  $webform_id = $handler->getWebform()->id();  
  $handler_id = $handler->getHandlerId();  
  // If contact webform email confirmation has been saved.  
  if ($webform_id === 'contact'  
    && $handler_id === 'email_confirmation'  
    && $method_name === 'post_save') {  
    $webform_submission = $handler->getWebformSubmission();  
    // Do something with the webform submission.  
  }  
}
```

ANSWERING THE WHY, WHAT, & HOW QUESTIONS

1. [Why use the Webform module?](#) ★
2. [Why did I build the Webform module?](#)
3. [What are some of the features?](#) ★
4. [What are some good examples?](#) ★
5. [What are the alternatives?](#)
6. [What is the YAML source mode?](#)
7. [What is a FAPI render array?](#)
8. [How do you alter forms & elements?](#)
9. [How to publish a webform?](#) ★
10. [What is a source entity?](#)
11. [How to improve a form's UX?](#) ★
12. [How to improve an element's UX?](#) ★
13. [How to use templates?](#)
14. [What is the anatomy of a form?](#)
15. [How to change a form's look-n-feel?](#)
16. [How to limit access to a webform?](#)
17. [How to share a webform?](#) ★
18. [How to secure a webform?](#) ★
19. [How to manage submissions?](#) ★
20. [How to distribute submissions?](#) ★
21. [How to extend the Webform module?](#) ★
22. [How to stop SPAM?](#)
23. [How to test webforms?](#)
24. [How to get help?](#) ★

9.

***HOW TO PUBLISH A
WEBFORM?***

PLACING WEBFORMS ON YOUR WEBSITE

Node

Webforms can be attached to a node with the node's form submissions collected in a dedicated 'Results' tabs.

Block

Webforms can be placed on your site as a block. The URL and source entity for each submission is automatically tracked.

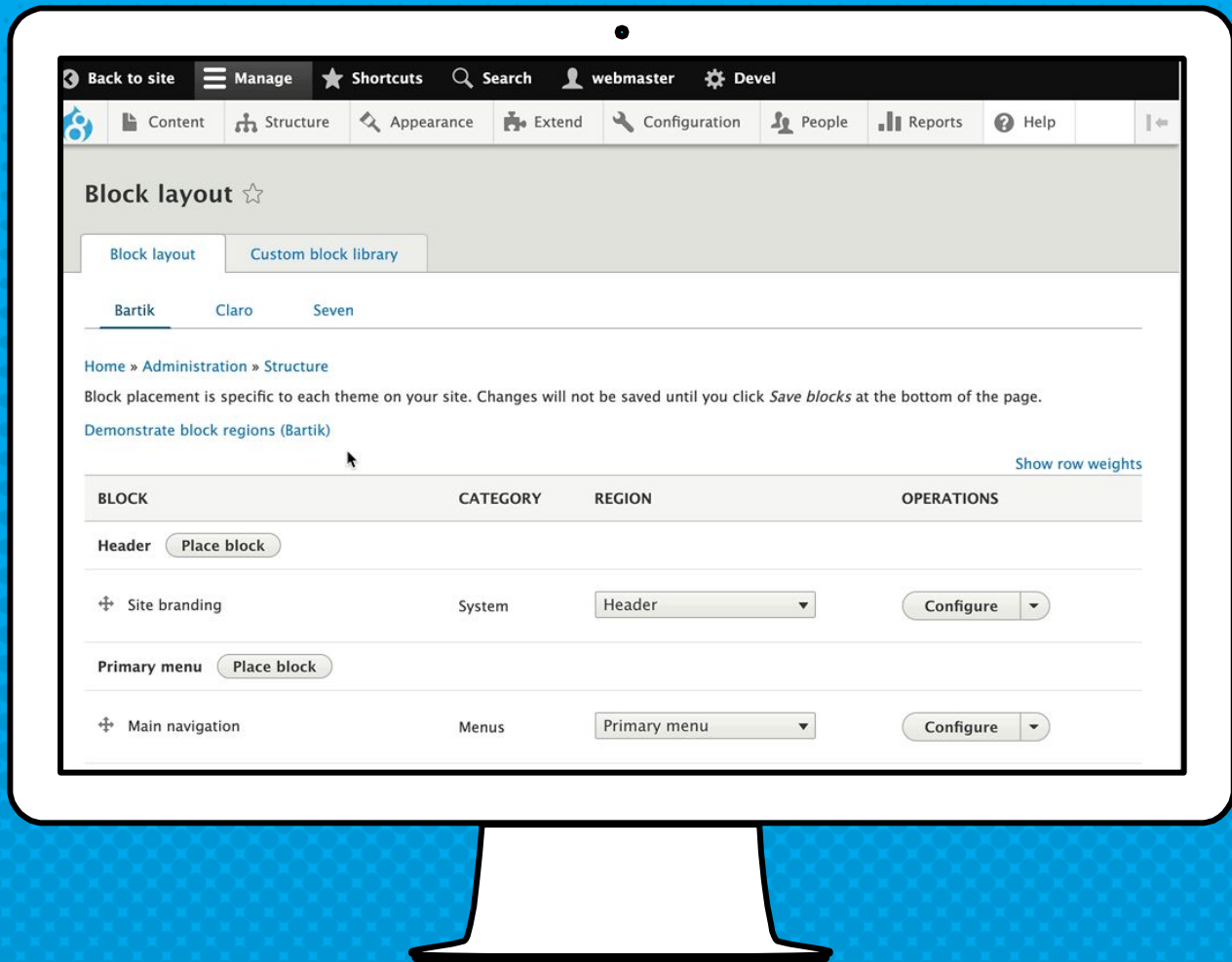
Custom

Webforms can be added to a render array, which can be easily altered using custom hooks and/or plugins.

WEBFORM BLOCKS

- × Make it easy to include a webform within layouts and panels
- × Allow a webform to be placed anywhere on the page
- × Allow a webform to be attached to any page on a website

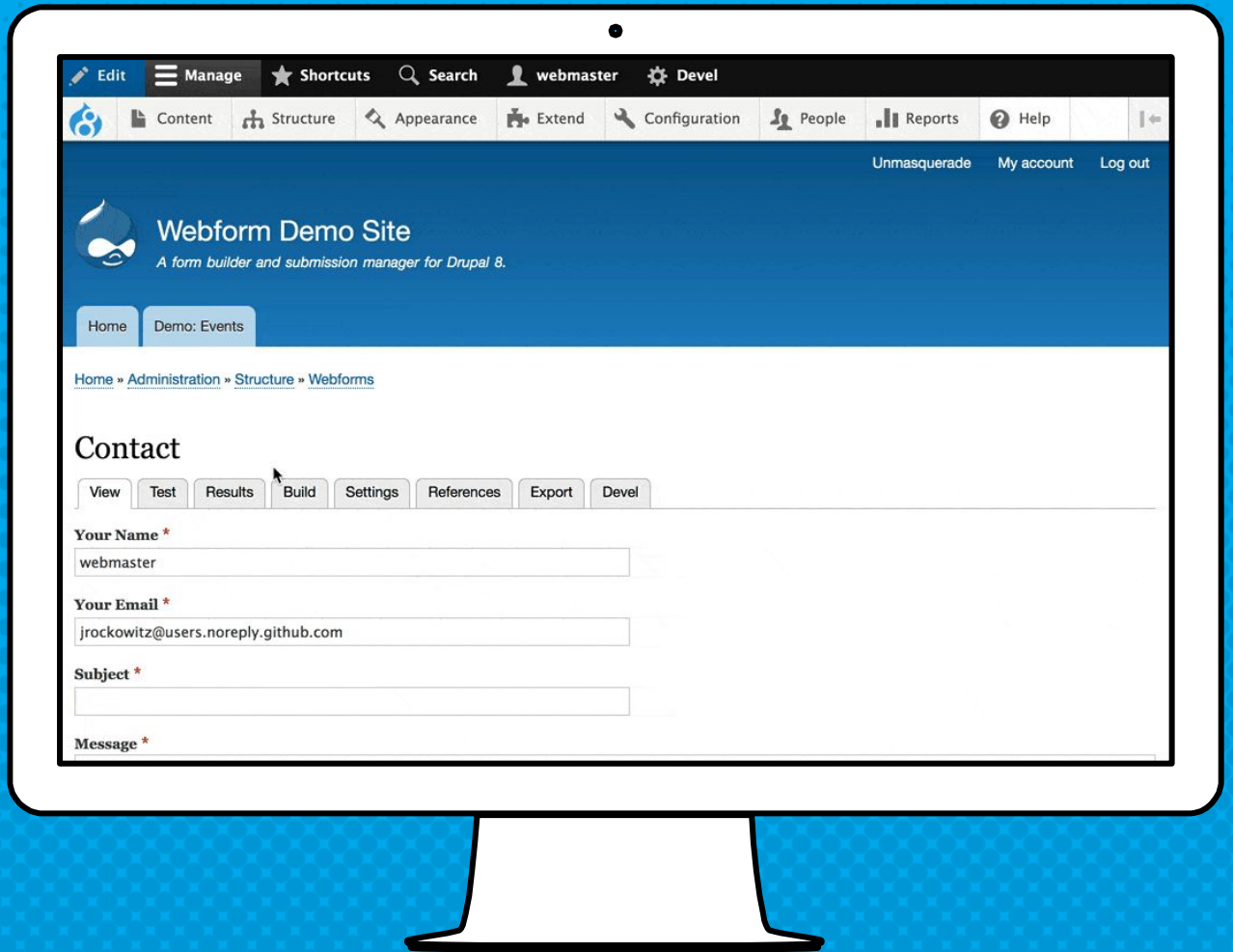
PLACING WEBFORM BLOCKS



THE WEBFORM NODE MODULE

- × **Provides a webform content type**
Any content type can have a webform
- × **Tracks node specific submissions**
Adds 'Test' and 'Results' to node edit tasks (a.k.a. Tabs)
- × **Adds 'References' to the webform edit tab**
References tab track all webform node instances

CREATING WEBFORM NODES




ANSWERING THE WHY, WHAT, & HOW QUESTIONS

1. [Why use the Webform module?](#) ★
2. [Why did I build the Webform module?](#)
3. [What are some of the features?](#) ★
4. [What are some good examples?](#) ★
5. [What are the alternatives?](#)
6. [What is the YAML source mode?](#)
7. [What is a FAPI render array?](#)
8. [How do you alter forms & elements?](#)
9. [How to publish a webform?](#) ★
10. [What is a source entity?](#)
11. [How to improve a form's UX?](#) ★
12. [How to improve an element's UX?](#) ★
13. [How to use templates?](#)
14. [What is the anatomy of a form?](#)
15. [How to change a form's look-n-feel?](#)
16. [How to limit access to a webform?](#)
17. [How to share a webform?](#) ★
18. [How to secure a webform?](#) ★
19. [How to manage submissions?](#) ★
20. [How to distribute submissions?](#) ★
21. [How to extend the Webform module?](#) ★
22. [How to stop SPAM?](#)
23. [How to test webforms?](#)
24. [How to get help?](#) ★

10.

***WHAT IS A SOURCE
ENTITY?***



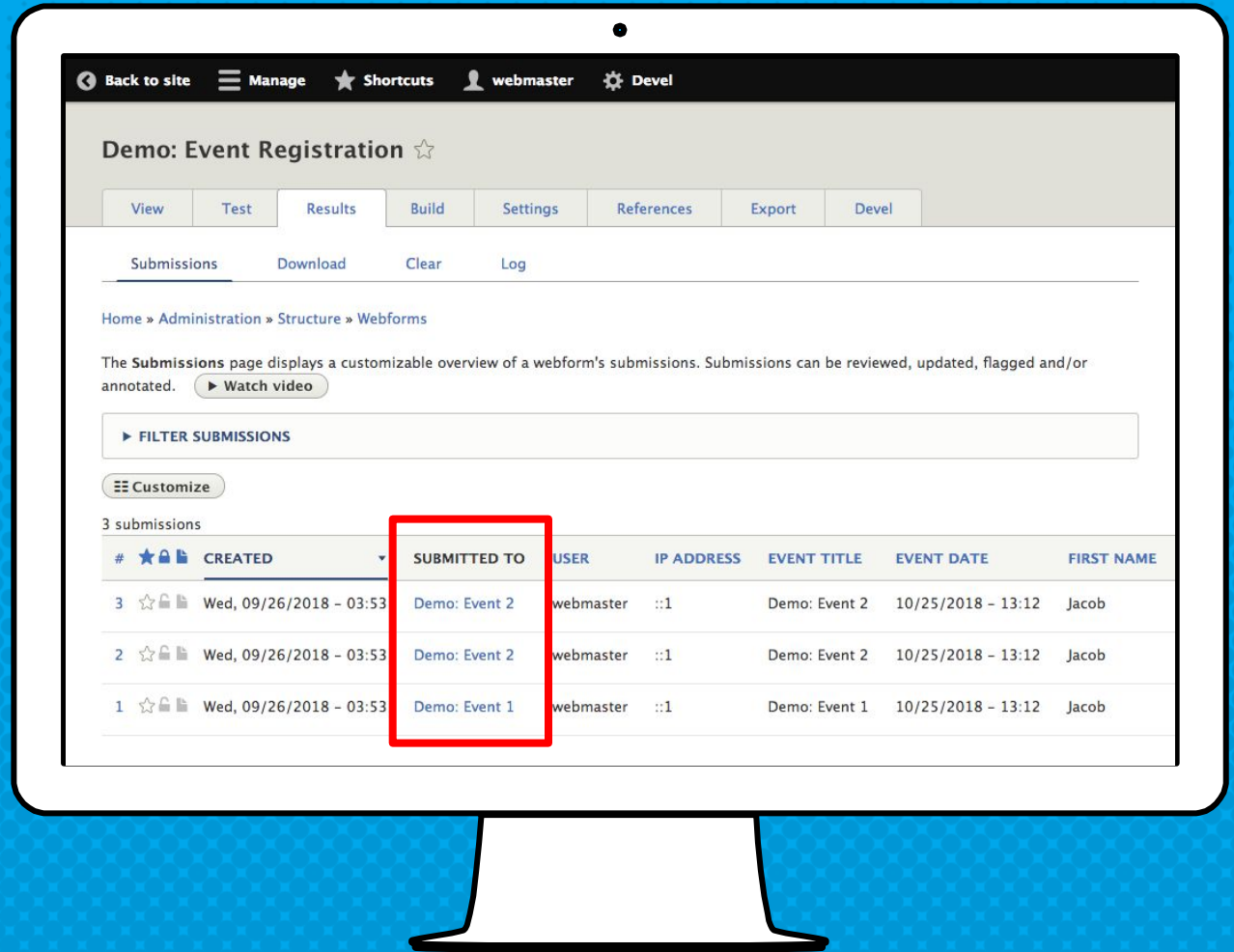
***A SOURCE ENTITY
TRACKS & CREATES
A RELATIONSHIP TO
THE DRUPAL ENTITY
FROM WHICH A WEBFORM
WAS SUBMITTED***

SOURCE ENTITY OVERVIEW

- × Allows a webform to be reused multiple times
 - × Determined via the current route or query string
-

- × Webform nodes use source entities
- × Webform blocks use source entities
- × Even paragraphs use source entities

THESE ARE SOURCE ENTITIES



THE SOURCE ENTITY CAN BE USED TO TRACK...

- × **Site Feedback**

A form that tracks which page the comments are related to.

- × **Event Registration**

A registration form that tracks which event a user has registered for.

- × **Application Evaluation**

An evaluation form attached to applications.

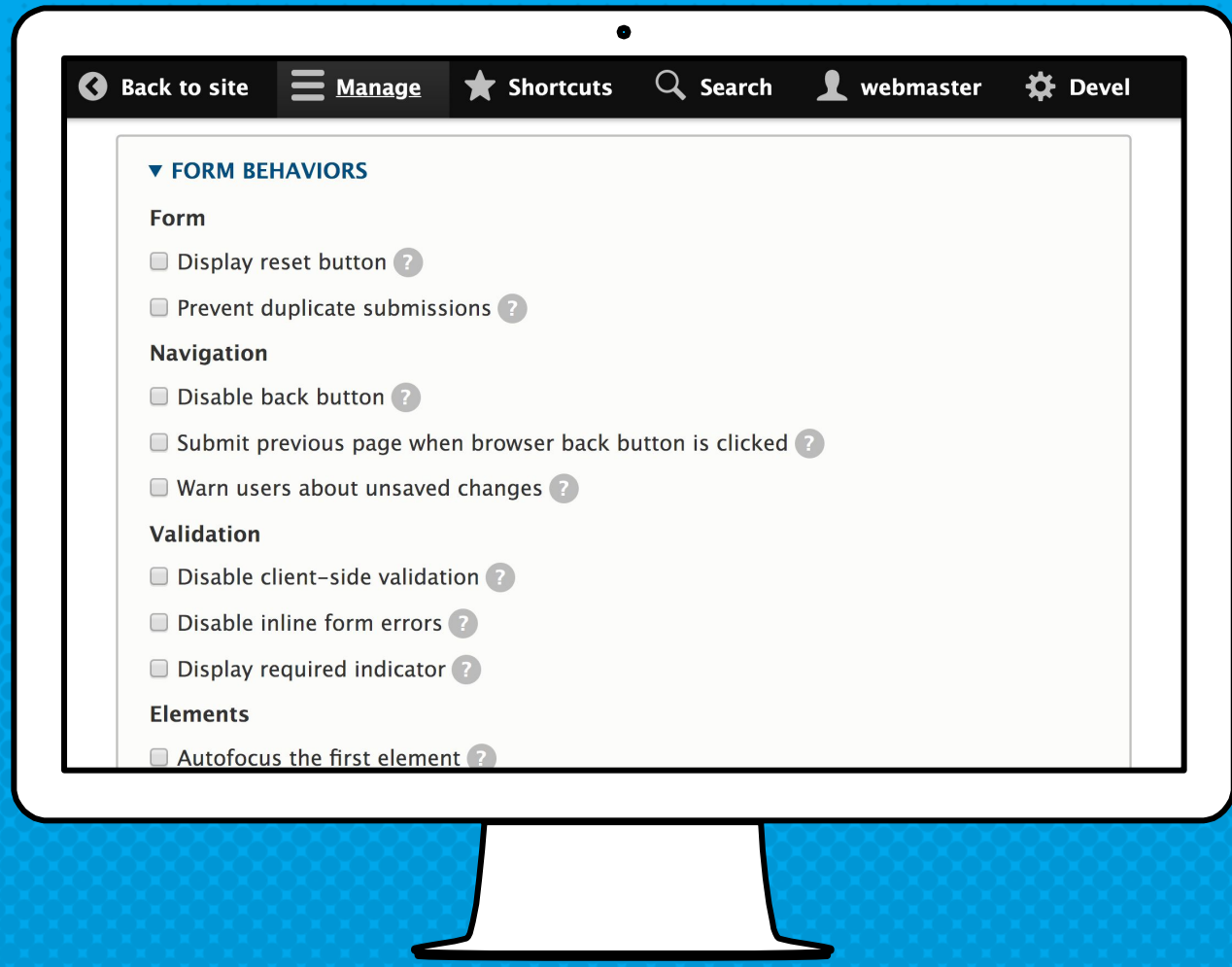
ANSWERING THE WHY, WHAT, & HOW QUESTIONS

1. [Why use the Webform module?](#) ★
2. [Why did I build the Webform module?](#)
3. [What are some of the features?](#) ★
4. [What are some good examples?](#) ★
5. [What are the alternatives?](#)
6. [What is the YAML source mode?](#)
7. [What is a FAPI render array?](#)
8. [How do you alter forms & elements?](#)
9. [How to publish a webform?](#) ★
10. [What is a source entity?](#)
11. [How to improve a form's UX?](#) ★
12. [How to improve an element's UX?](#) ★
13. [How to use templates?](#)
14. [What is the anatomy of a form?](#)
15. [How to change a form's look-n-feel?](#)
16. [How to limit access to a webform?](#)
17. [How to share a webform?](#) ★
18. [How to secure a webform?](#) ★
19. [How to manage submissions?](#) ★
20. [How to distribute submissions?](#) ★
21. [How to extend the Webform module?](#) ★
22. [How to stop SPAM?](#)
23. [How to test webforms?](#)
24. [How to get help?](#) ★

11.

***HOW TO IMPROVE
A FORM'S USER
EXPERIENCE?***

**IMPROVE A
FORM'S
USER
EXPERIENCE
BY ADJUSTING
FORM
BEHAVIORS**



Back to site

Manage

Shortcuts

Search

webmaster

Devel

▼ FORM BEHAVIORS

Form

- Display reset button ?
- Prevent duplicate submissions ?

Navigation

- Disable back button ?
- Submit previous page when browser back button is clicked ?
- Warn users about unsaved changes ?

Validation

- Disable client-side validation ?
- Disable inline form errors ?
- Display required indicator ?

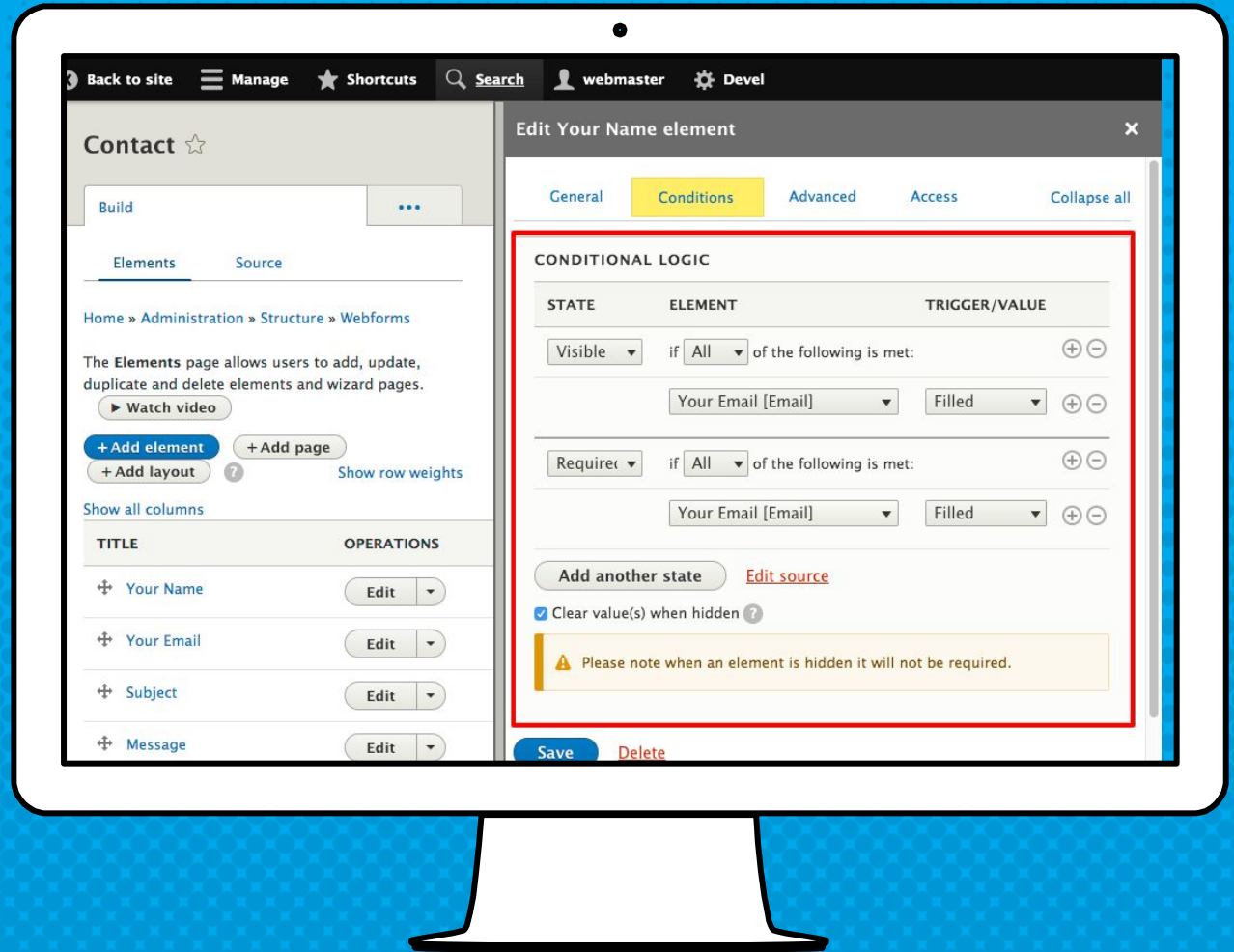
Elements

- Autofocus the first element ?

RECOMMENDED FORM BEHAVIORS

- × Prepopulate using query string parameters
- × Warn users about unsaved changes
- × Prevent duplicate submissions
- × Display required indicator
- × Autofocus the first element

RESPOND TO USER INTERACTION BY LEVERAGING CONDITIONAL LOGIC



CONDITIONAL LOGIC TIPS & TRICKS

- × Can be applied to containers, pages, and cards
- × Hidden elements can trigger conditions
- × Prepopulated elements can trigger conditions
- × Use the pattern trigger for multiple values

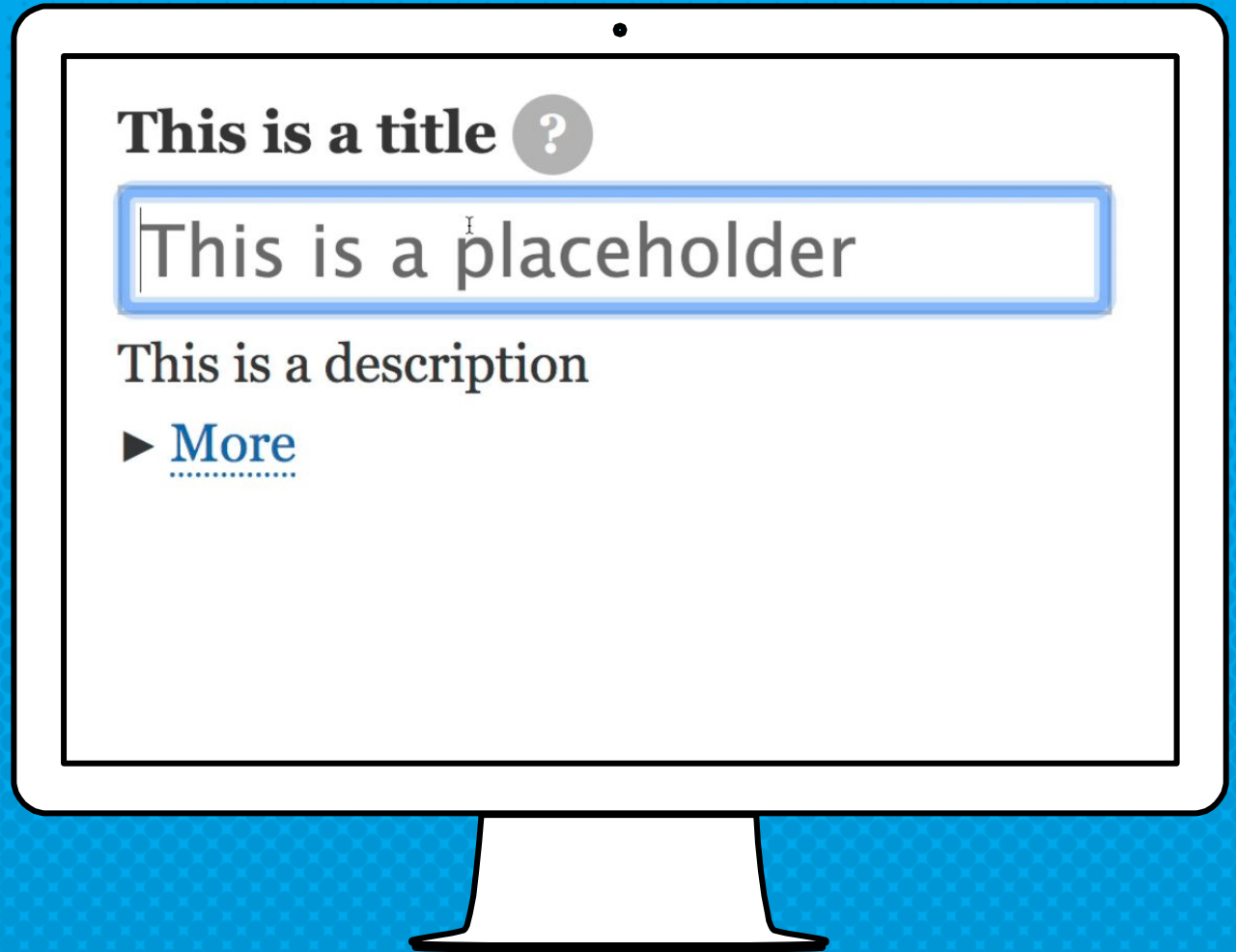
ANSWERING THE WHY, WHAT, & HOW QUESTIONS

1. [Why use the Webform module?](#) ★
2. [Why did I build the Webform module?](#)
3. [What are some of the features?](#) ★
4. [What are some good examples?](#) ★
5. [What are the alternatives?](#)
6. [What is the YAML source mode?](#)
7. [What is a FAPI render array?](#)
8. [How do you alter forms & elements?](#)
9. [How to publish a webform?](#) ★
10. [What is a source entity?](#)
11. [How to improve a form's UX?](#) ★
12. [How to improve an element's UX?](#) ★
13. [How to use templates?](#)
14. [What is the anatomy of a form?](#)
15. [How to change a form's look-n-feel?](#)
16. [How to limit access to a webform?](#)
17. [How to share a webform?](#) ★
18. [How to secure a webform?](#) ★
19. [How to manage submissions?](#) ★
20. [How to distribute submissions?](#) ★
21. [How to extend the Webform module?](#) ★
22. [How to stop SPAM?](#)
23. [How to test webforms?](#)
24. [How to get help?](#) ★

12.

***HOW TO IMPROVE AN
ELEMENT'S USER
EXPERIENCE?***

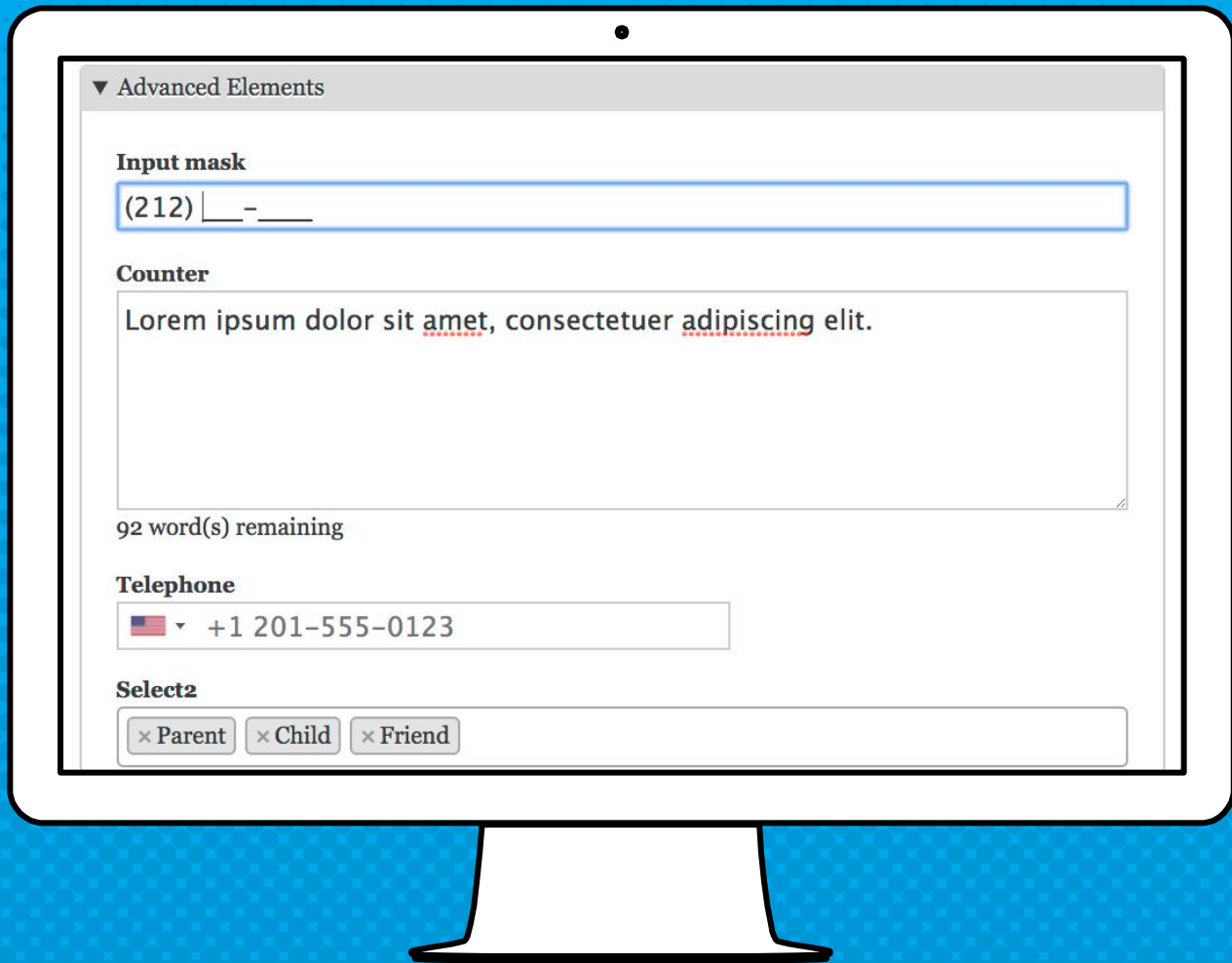
**PROVIDE
EXPLANATIONS
USING
TITLES,
PLACEHOLDERS,
DESCRIPTIONS,
MORE,
& HELP**



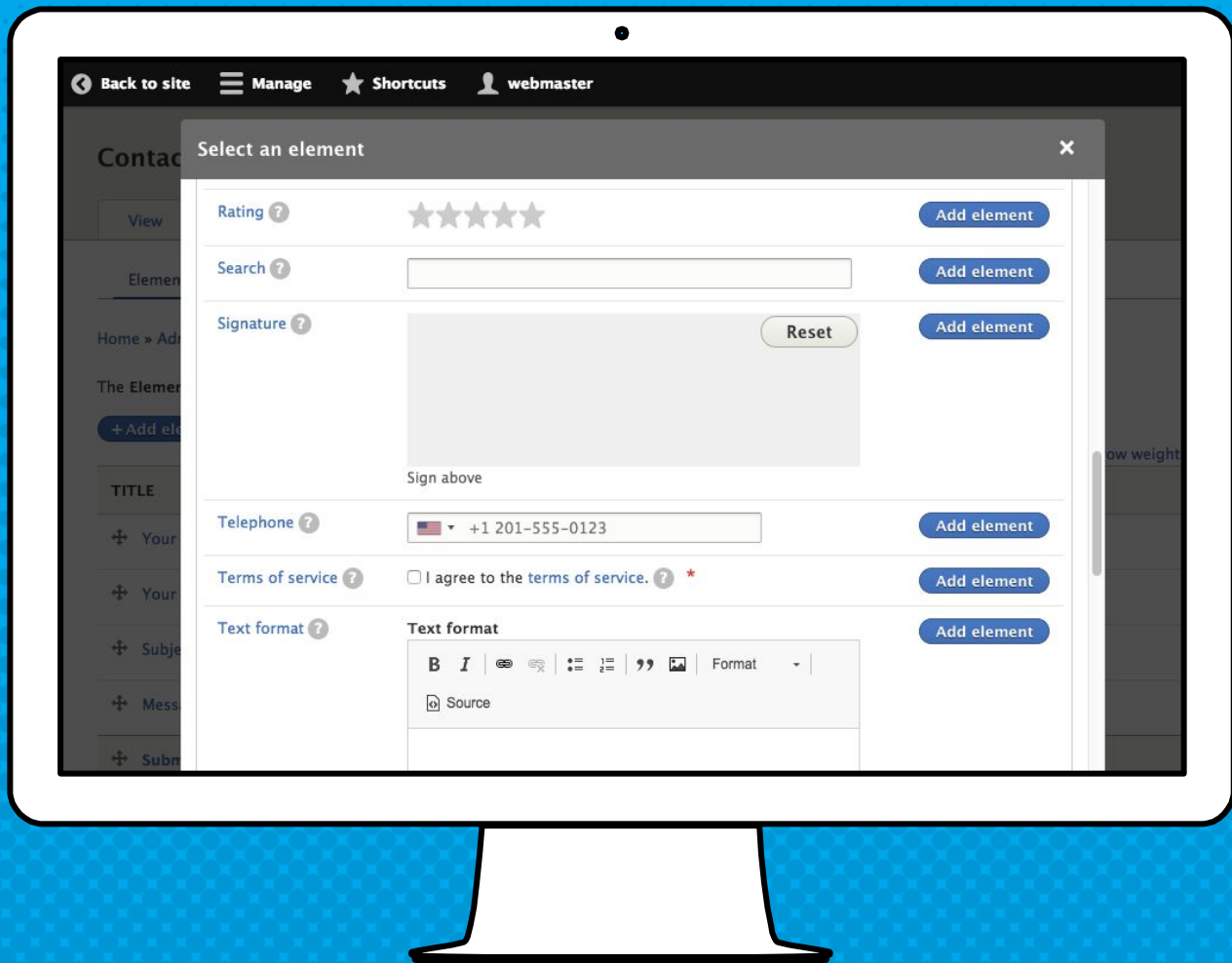
LABELING TIPS

- × Placeholders provide guidance
 - × Description (text) provides extra information
 - × More (link) provides a lot of extra information
 - × Help (tooltip) provides information in tight spaces
-
- × Placeholders should not replace labels
 - × Use more (link) and help (tooltip) cautiously

SET EXPECTATIONS USING INPUT MASKS, COUNTERS, TELEPHONE, & SELECT MENUS



**DON'T FORGET
THAT YOU CAN
PREVIEW ALL
AVAILABLE
ELEMENTS**



ANSWERING THE WHY, WHAT, & HOW QUESTIONS

1. [Why use the Webform module?](#) ★
2. [Why did I build the Webform module?](#)
3. [What are some of the features?](#) ★
4. [What are some good examples?](#) ★
5. [What are the alternatives?](#)
6. [What is the YAML source mode?](#)
7. [What is a FAPI render array?](#)
8. [How do you alter forms & elements?](#)
9. [How to publish a webform?](#) ★
10. [What is a source entity?](#)
11. [How to improve a form's UX?](#) ★
12. [How to improve an element's UX?](#) ★
13. [How to use templates?](#)
14. [What is the anatomy of a form?](#)
15. [How to change a form's look-n-feel?](#)
16. [How to limit access to a webform?](#)
17. [How to share a webform?](#) ★
18. [How to secure a webform?](#) ★
19. [How to manage submissions?](#) ★
20. [How to distribute submissions?](#) ★
21. [How to extend the Webform module?](#) ★
22. [How to stop SPAM?](#)
23. [How to test webforms?](#)
24. [How to get help?](#) ★

13.

***HOW TO USE
WEBFORM TEMPLATES?***

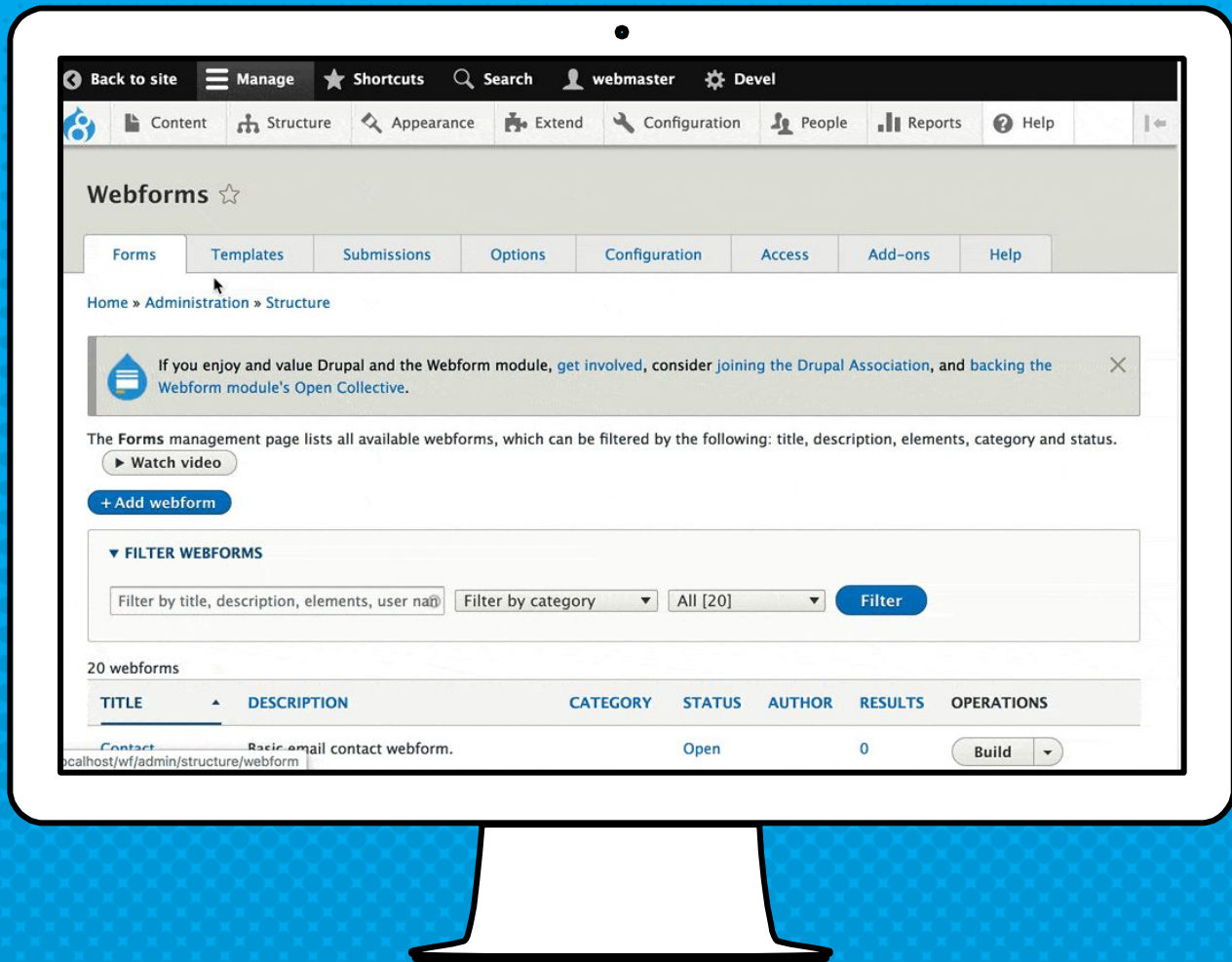


***TEMPLATES ARE FORMS
THAT CAN BE
COPIED TO
CREATE NEW FORMS***

WEBFORM TEMPLATES

- × Templates are reusable forms
- × A form created from a template is a copy (a.k.a duplicate)
- × Changing or deleting a template does not change any existing forms

WEBFORM TEMPLATES CAN BE USED AN EXAMPLE OR A STARTING POINT



ANSWERING THE WHY, WHAT, & HOW QUESTIONS

1. [Why use the Webform module?](#) ★
2. [Why did I build the Webform module?](#)
3. [What are some of the features?](#) ★
4. [What are some good examples?](#) ★
5. [What are the alternatives?](#)
6. [What is the YAML source mode?](#)
7. [What is a FAPI render array?](#)
8. [How do you alter forms & elements?](#)
9. [How to publish a webform?](#) ★
10. [What is a source entity?](#)
11. [How to improve a form's UX?](#) ★
12. [How to improve an element's UX?](#) ★
13. [How to use templates?](#)
14. [What is the anatomy of a form?](#)
15. [How to change a form's look-n-feel?](#)
16. [How to limit access to a webform?](#)
17. [How to share a webform?](#) ★
18. [How to secure a webform?](#) ★
19. [How to manage submissions?](#) ★
20. [How to distribute submissions?](#) ★
21. [How to extend the Webform module?](#) ★
22. [How to stop SPAM?](#)
23. [How to test webforms?](#)
24. [How to get help?](#) ★

14.

***WHAT IS THE ANATOMY
OF A FORM &
ITS ELEMENTS?***

THE ANATOMY OF A FORM

- × **Elements**
Anything that is displayed on a form
- × **Inputs**
An element that collects a value
- × **Composites**
A collection of inputs used to collect a group of values
- × **Containers**
An element that holds sub-elements
- × **Pages/Cards**
A container that is displayed as a page within a multi-step wizard/cards

THE ANATOMY OF A FORM ELEMENT

Definition	Name, cardinality, and default value
Labels	Title, description, “help” text & more
Display	Prefix, suffix, size, input masks, etc.
Validation	Required, unique, pattern, etc.
Conditions	Hide, show, required, and disabled
Access	Roles, user or permission
Advanced	Custom attributes and settings

ANSWERING THE WHY, WHAT, & HOW QUESTIONS

1. [Why use the Webform module?](#) ★
2. [Why did I build the Webform module?](#)
3. [What are some of the features?](#) ★
4. [What are some good examples?](#) ★
5. [What are the alternatives?](#)
6. [What is the YAML source mode?](#)
7. [What is a FAPI render array?](#)
8. [How do you alter forms & elements?](#)
9. [How to publish a webform?](#) ★
10. [What is a source entity?](#)
11. [How to improve a form's UX?](#) ★
12. [How to improve an element's UX?](#) ★
13. [How to use templates?](#)
14. [What is the anatomy of a form?](#)
15. [How to change a form's look-n-feel?](#)
16. [How to limit access to a webform?](#)
17. [How to share a webform?](#) ★
18. [How to secure a webform?](#) ★
19. [How to manage submissions?](#) ★
20. [How to distribute submissions?](#) ★
21. [How to extend the Webform module?](#) ★
22. [How to stop SPAM?](#)
23. [How to test webforms?](#)
24. [How to get help?](#) ★

15.

***HOW DO YOU CHANGE
THE LOOK-N-FEEL OF A
WEBFORM?***

CUSTOM CLASSES, STYLES, & ATTRIBUTES

- × **Classes**

Apply reusable theme specific design

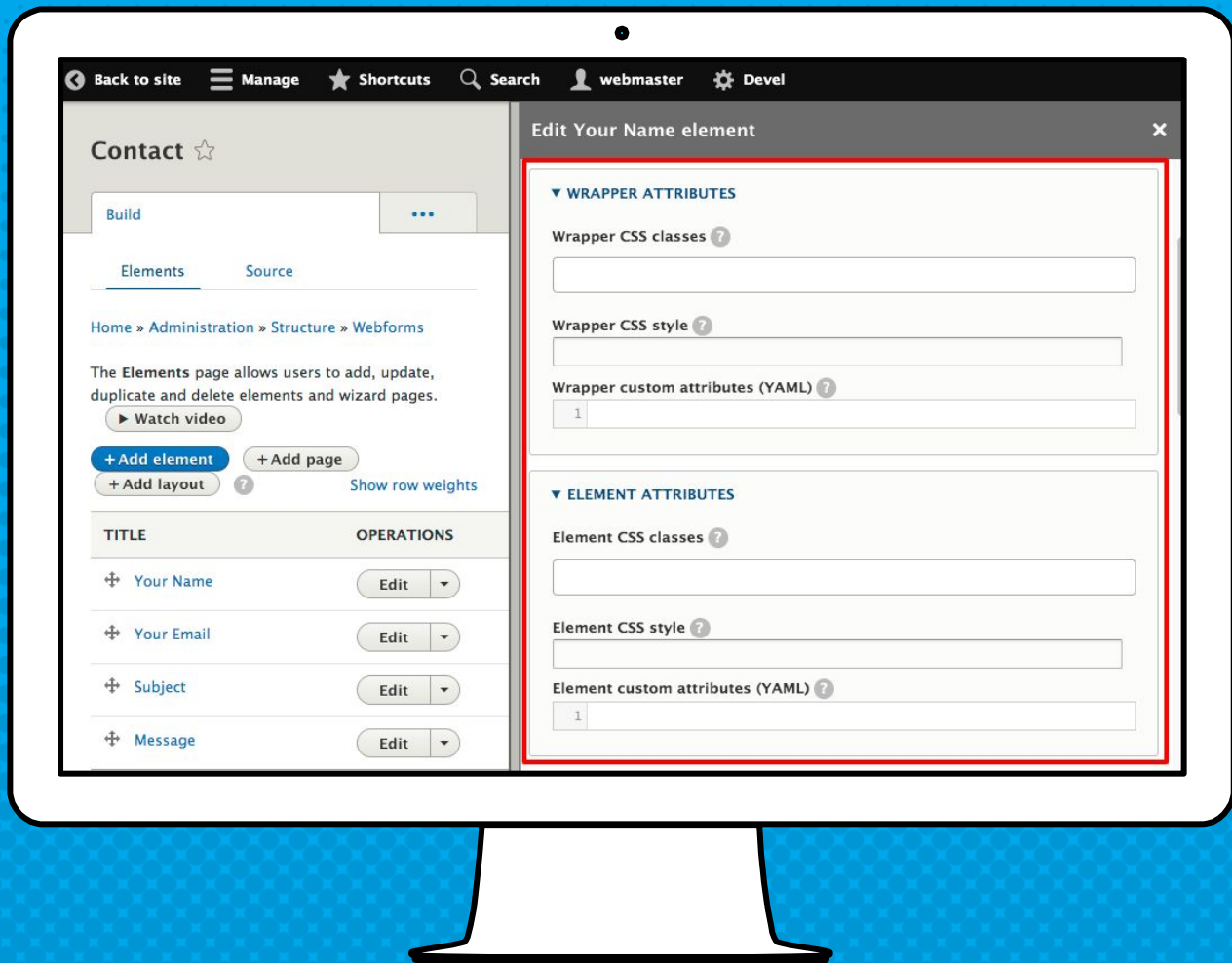
- × **Style**

Tweak layout and look-n-feel

- × **Attributes**

Advanced attributes and tracking codes

DEFINE CUSTOM CLASSES, STYLES, & ATTRIBUTES

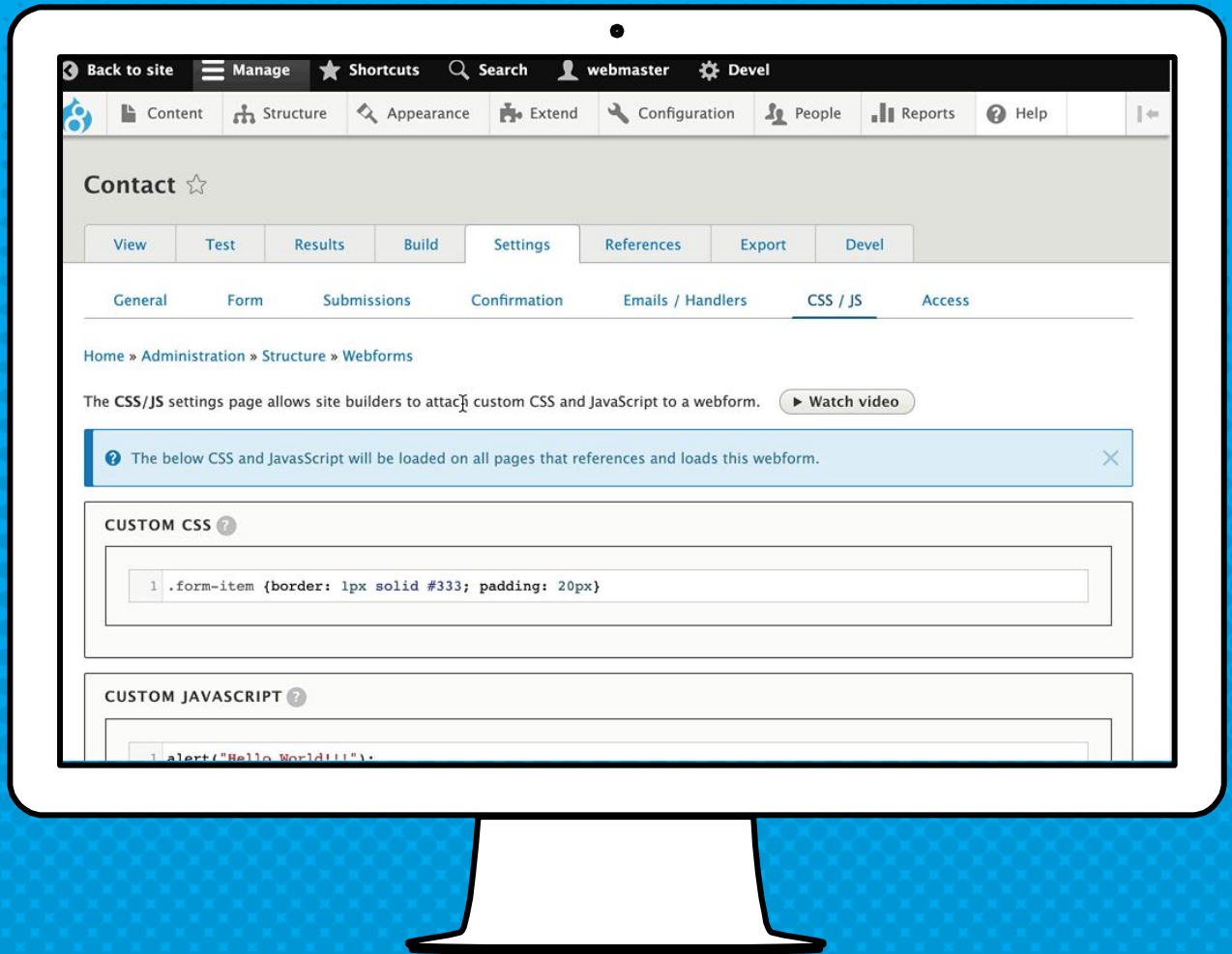


CUSTOM CSS & JAVASCRIPT

Site builders and front end developers can inject custom CSS & JavaScript to tweak a webform's look-n-feel and client-side behaviors.

- × Tweaks font types and sizes
- × Adjusts margins, padding, and layout
- × Client-side validation and/or hide/show logic

ADDING CUSTOM CSS & JAVASCRIPT



ANSWERING THE WHY, WHAT, & HOW QUESTIONS

1. [Why use the Webform module?](#) ★
2. [Why did I build the Webform module?](#)
3. [What are some of the features?](#) ★
4. [What are some good examples?](#) ★
5. [What are the alternatives?](#)
6. [What is the YAML source mode?](#)
7. [What is a FAPI render array?](#)
8. [How do you alter forms & elements?](#)
9. [How to publish a webform?](#) ★
10. [What is a source entity?](#)
11. [How to improve a form's UX?](#) ★
12. [How to improve an element's UX?](#) ★
13. [How to use templates?](#)
14. [What is the anatomy of a form?](#)
15. [How to change a form's look-n-feel?](#)
16. [How to limit access to a webform?](#)
17. [How to share a webform?](#) ★
18. [How to secure a webform?](#) ★
19. [How to manage submissions?](#) ★
20. [How to distribute submissions?](#) ★
21. [How to extend the Webform module?](#) ★
22. [How to stop SPAM?](#)
23. [How to test webforms?](#)
24. [How to get help?](#) ★

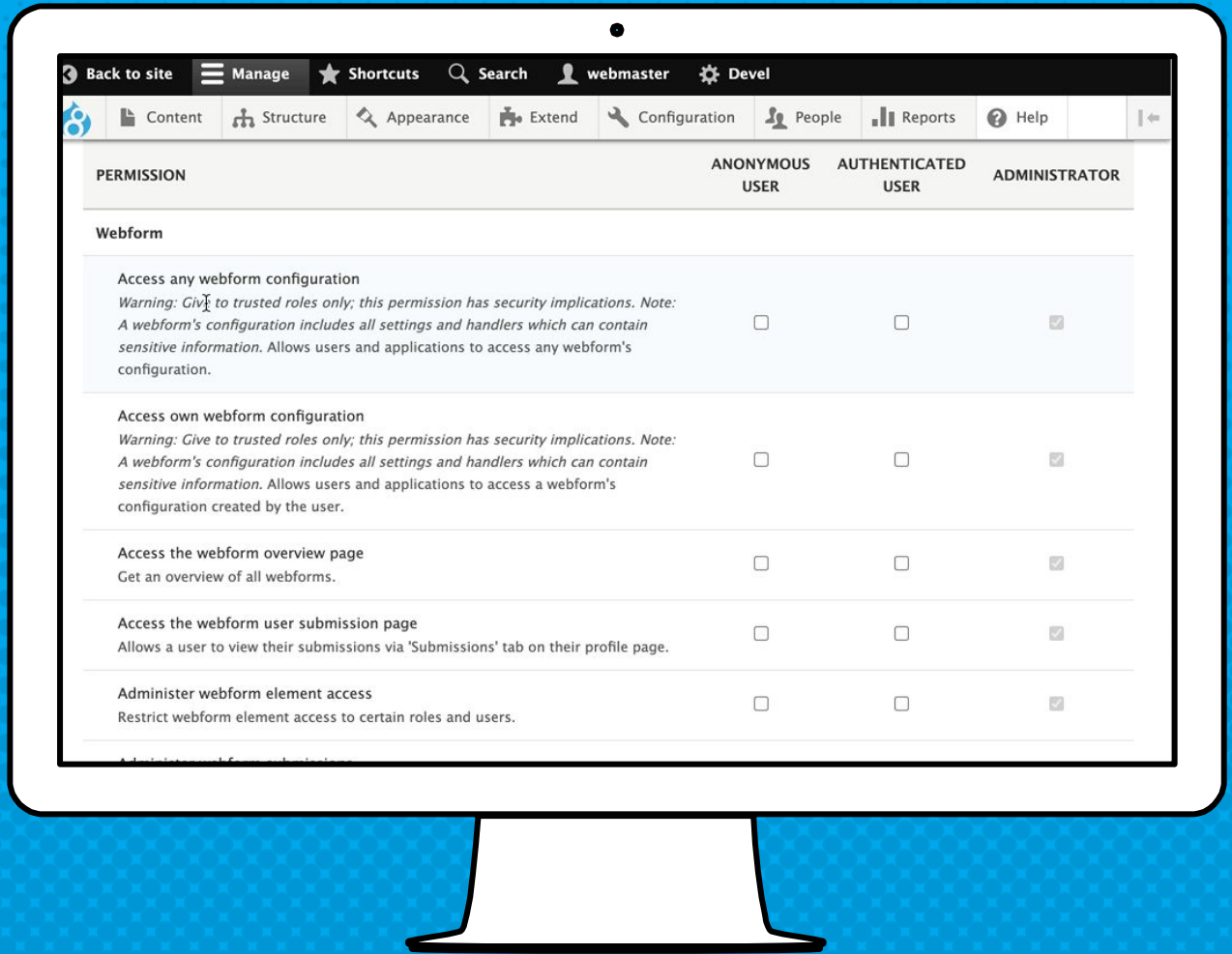
16.

***HOW DO LIMIT ACCESS
TO A WEBFORM?***

LEVELS OF ACCESS CONTROLS

- × **Permissions**
Access to all webforms, submissions, and advanced editing
- × **Form access controls**
Access to a specific webform
- × **Element access controls**
Access to a specific webform element
- × **Webform access module**
Access to a webform nodes

DEFINING WEBFORM PERMISSIONS



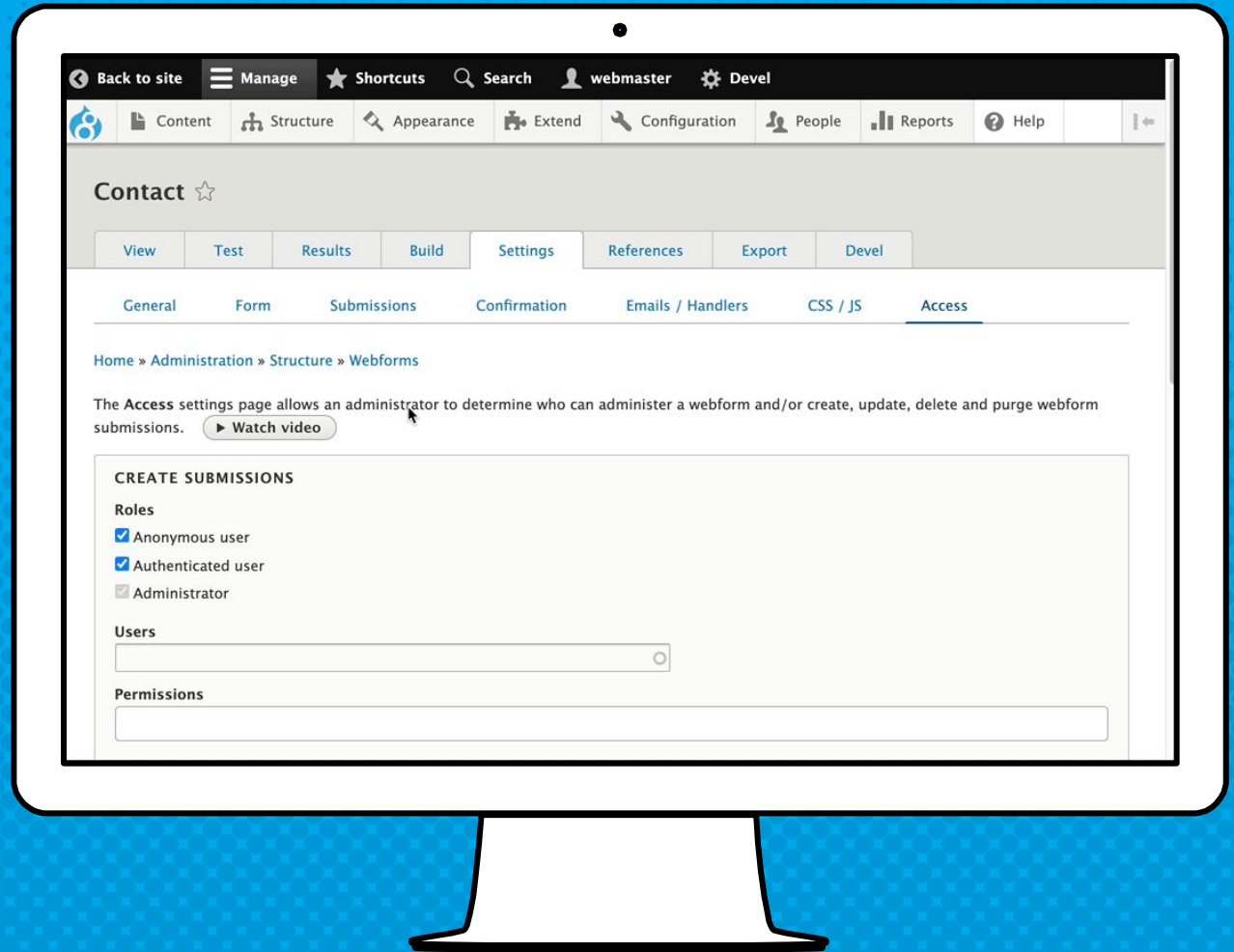
ACCESS CONTROLS

Set access rules by role, user, and/or permission

Rules include:

- × Create, view, update, delete, and purge all submissions or own submissions
- × Administer a webform and submissions

SETTING FORM & SUBMISSION LEVEL ACCESS CONTROLS



ALLOWING ELEMENT LEVEL ACCESS CONTROLS

The screenshot displays the Drupal 8 administration interface for configuring a 'Contact' webform. The breadcrumb trail is 'Home » Administration » Structure » Webforms'. A descriptive text states: 'The Elements page allows users to add, update, duplicate and delete elements and wizard pages.' Below this, there are buttons for '+ Add element', '+ Add page', '+ Add card', and '+ Add layout', along with a 'Watch video' button and a 'Show row weights' link.

TITLE	KEY	TYPE	REQUIRED	OPERATIONS
Your Name	name	Text field	<input checked="" type="checkbox"/>	Edit
Your Email	email	Email	<input checked="" type="checkbox"/>	Edit
Subject	subject	Text field	<input checked="" type="checkbox"/>	Edit
Message	message	Textarea	<input checked="" type="checkbox"/>	Edit
Submit button(s)	actions	Submit button(s)		Edit

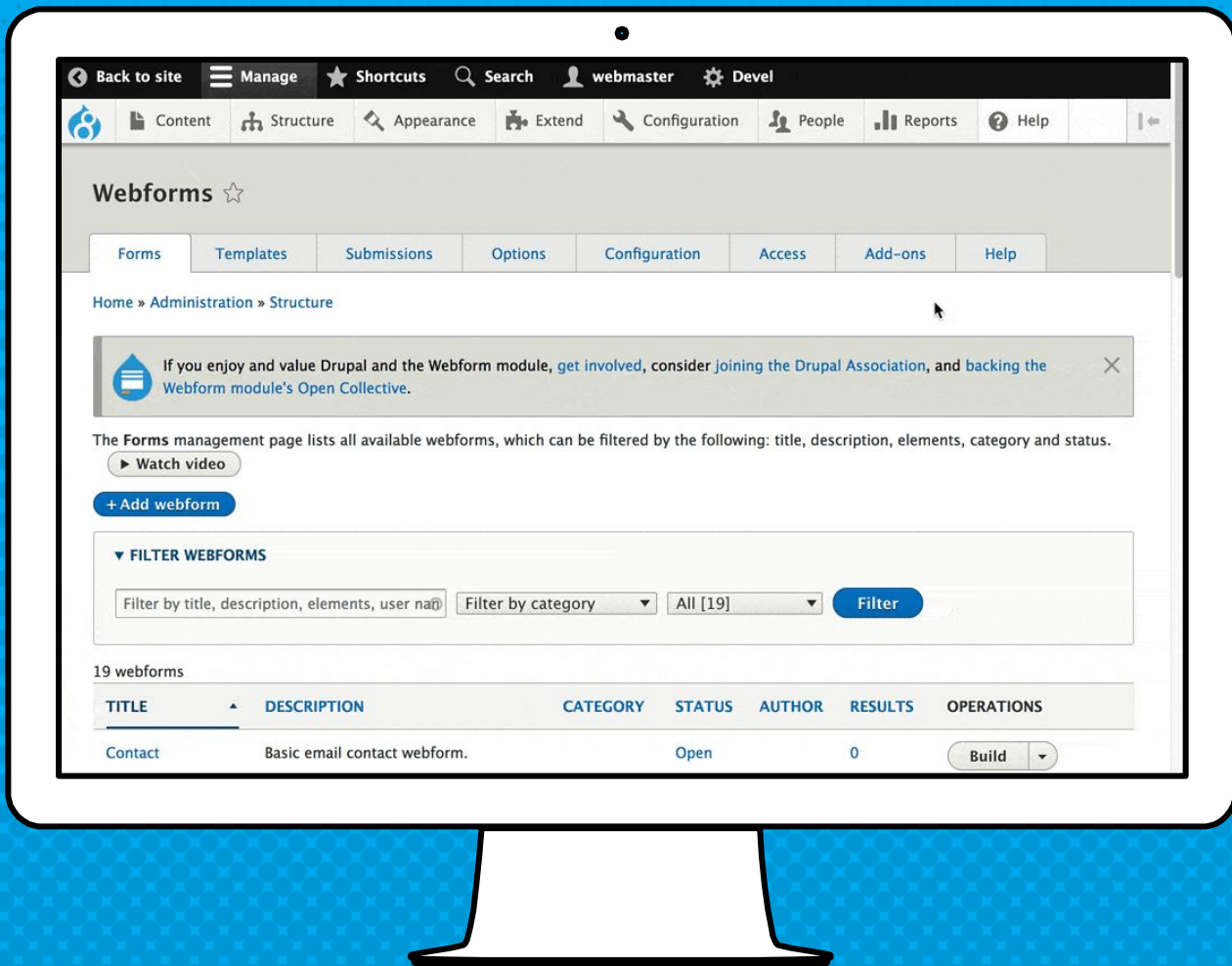
ANSWERING THE WHY, WHAT, & HOW QUESTIONS

1. [Why use the Webform module?](#) ★
2. [Why did I build the Webform module?](#)
3. [What are some of the features?](#) ★
4. [What are some good examples?](#) ★
5. [What are the alternatives?](#)
6. [What is the YAML source mode?](#)
7. [What is a FAPI render array?](#)
8. [How do you alter forms & elements?](#)
9. [How to publish a webform?](#) ★
10. [What is a source entity?](#)
11. [How to improve a form's UX?](#) ★
12. [How to improve an element's UX?](#) ★
13. [How to use templates?](#)
14. [What is the anatomy of a form?](#)
15. [How to change a form's look-n-feel?](#)
16. [How to limit access to a webform?](#)
17. [How to share a webform?](#) ★
18. [How to secure a webform?](#) ★
19. [How to manage submissions?](#) ★
20. [How to distribute submissions?](#) ★
21. [How to extend the Webform module?](#) ★
22. [How to stop SPAM?](#)
23. [How to test webforms?](#)
24. [How to get help?](#) ★

17.

***HOW TO SHARE A
WEBFORM?***

SHARING WEBFORMS



ANSWERING THE WHY, WHAT, & HOW QUESTIONS

1. [Why use the Webform module?](#) ★
2. [Why did I build the Webform module?](#)
3. [What are some of the features?](#) ★
4. [What are some good examples?](#) ★
5. [What are the alternatives?](#)
6. [What is the YAML source mode?](#)
7. [What is a FAPI render array?](#)
8. [How do you alter forms & elements?](#)
9. [How to publish a webform?](#) ★
10. [What is a source entity?](#)
11. [How to improve a form's UX?](#) ★
12. [How to improve an element's UX?](#) ★
13. [How to use templates?](#)
14. [What is the anatomy of a form?](#)
15. [How to change a form's look-n-feel?](#)
16. [How to limit access to a webform?](#)
17. [How to share a webform?](#) ★
18. [How to secure a webform?](#) ★
19. [How to manage submissions?](#) ★
20. [How to distribute submissions?](#) ★
21. [How to extend the Webform module?](#) ★
22. [How to stop SPAM?](#)
23. [How to test webforms?](#)
24. [How to get help?](#) ★



18.

***HOW TO SECURE
WEBFORM
SUBMISSIONS?***

SECURING SUBMISSION DATA

Webform Encrypt module

Provides the ability to encrypt fields/components.

https://www.drupal.org/project/webform_encrypt

Disable the saving results

Completely prevents submission data from reaching the database. Submissions must be sent via an email or processed using a webform handler.

WEBFORM ENCRYPT MODULE

The screenshot shows the Drupal.org page for the Webform Encrypt module. The page has a blue header with the Drupal logo and a search icon. Below the header, there are navigation tabs for 'Download & Extend', 'Drupal Core', 'Distributions', 'Modules', and 'Themes'. The main content area is titled 'Webform Encrypt' and includes a 'View' button, 'Version control', 'View history', and 'Automated testing' links. The description states that the module creates the ability to encrypt fields/components from the Webform module. A settings panel for 'Encryption' is visible, showing a checkbox for 'Encrypt this field's value'. The 'Project information' section indicates that the module requires Webform 4.x and Encrypt 2.x. On the right side, there is a 'Maintainers for Webform Encrypt' section listing contributors like vijaycs85, Manuel Garcia, th_tushar, and Rob Holmes with their commit counts and last activity dates.

Download & Extend Add Issues for Webform Encrypt to dashboard +

Drupal Core Distributions **Modules** Themes

Webform Encrypt

[View](#) [Version control](#) [View history](#) [Automated testing](#)

By [th_tushar](#) on *16 May 2011*, updated *8 June 2017*

This module creates the ability to encrypt fields/components from the [Webform module](#). Each Webform component can be marked as "Encrypted" and every time a user submits the webform, the encrypted value for that component will be saved instead of the original value.

Encryption is provided by the [Encrypt module](#).

The 7.x branch of this module requires Webform 4.x and Encrypt 2.x. It will not work with older versions of Webform

Project information

Module categories: [Security](#)

Encryption

Encrypt this field's value
[Click here to edit encryption settings.](#)

Validation

★ Star 14 [No mail](#)

Maintainers for Webform Encrypt

[vijaycs85](#) - 5 commits
last: 1 week ago, first: 1 year ago

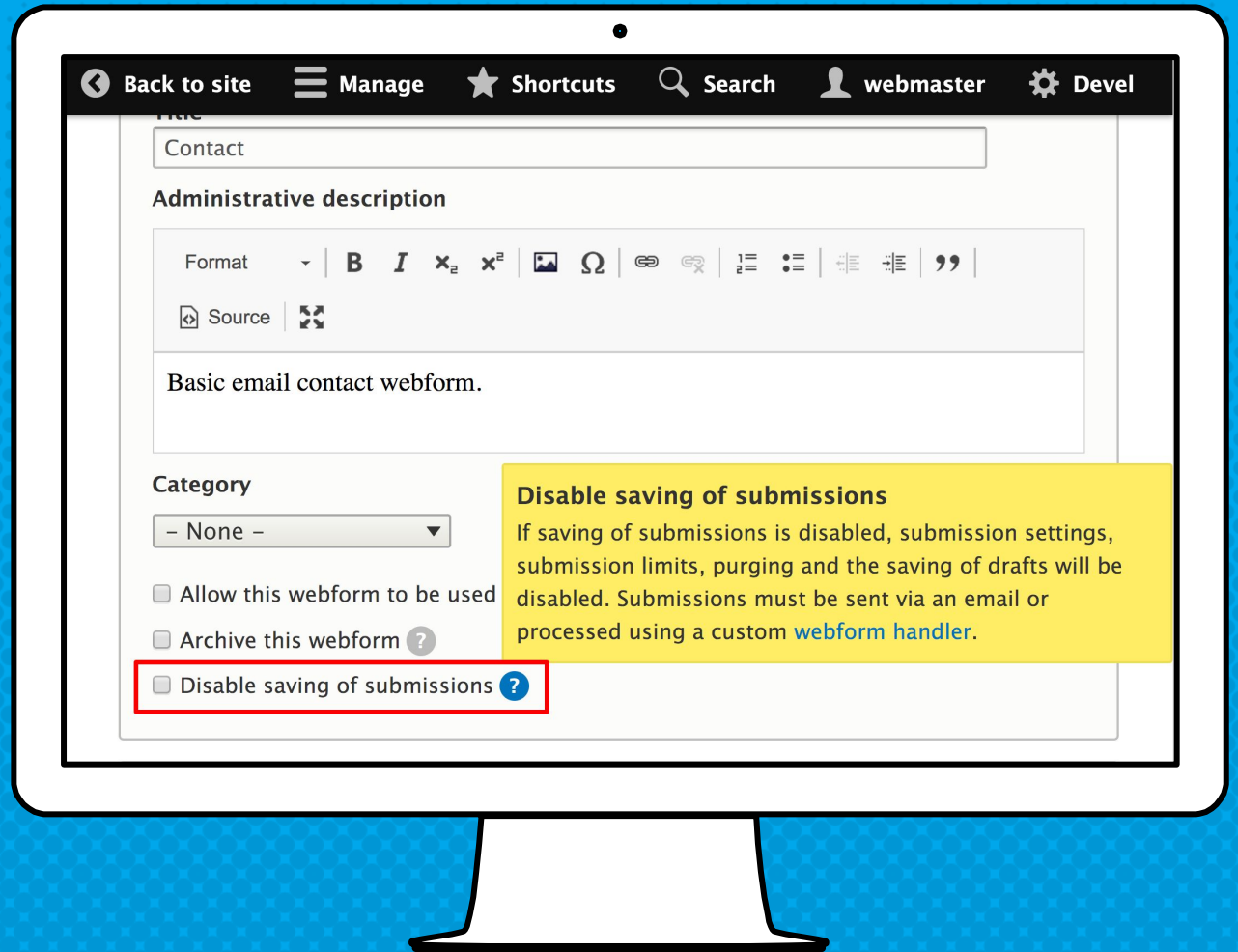
[Manuel Garcia](#) - 11 commits
last: 4 months ago, first: 1 year ago

[th_tushar](#) - 5 commits
last: 11 months ago, first: 2 years ago

[Rob Holmes](#) - 1 commit
last: 1 year ago, first: 1 year ago

[View all committers](#)

DISABLE THE SAVING OF SUBMISSIONS



ANSWERING THE WHY, WHAT, & HOW QUESTIONS

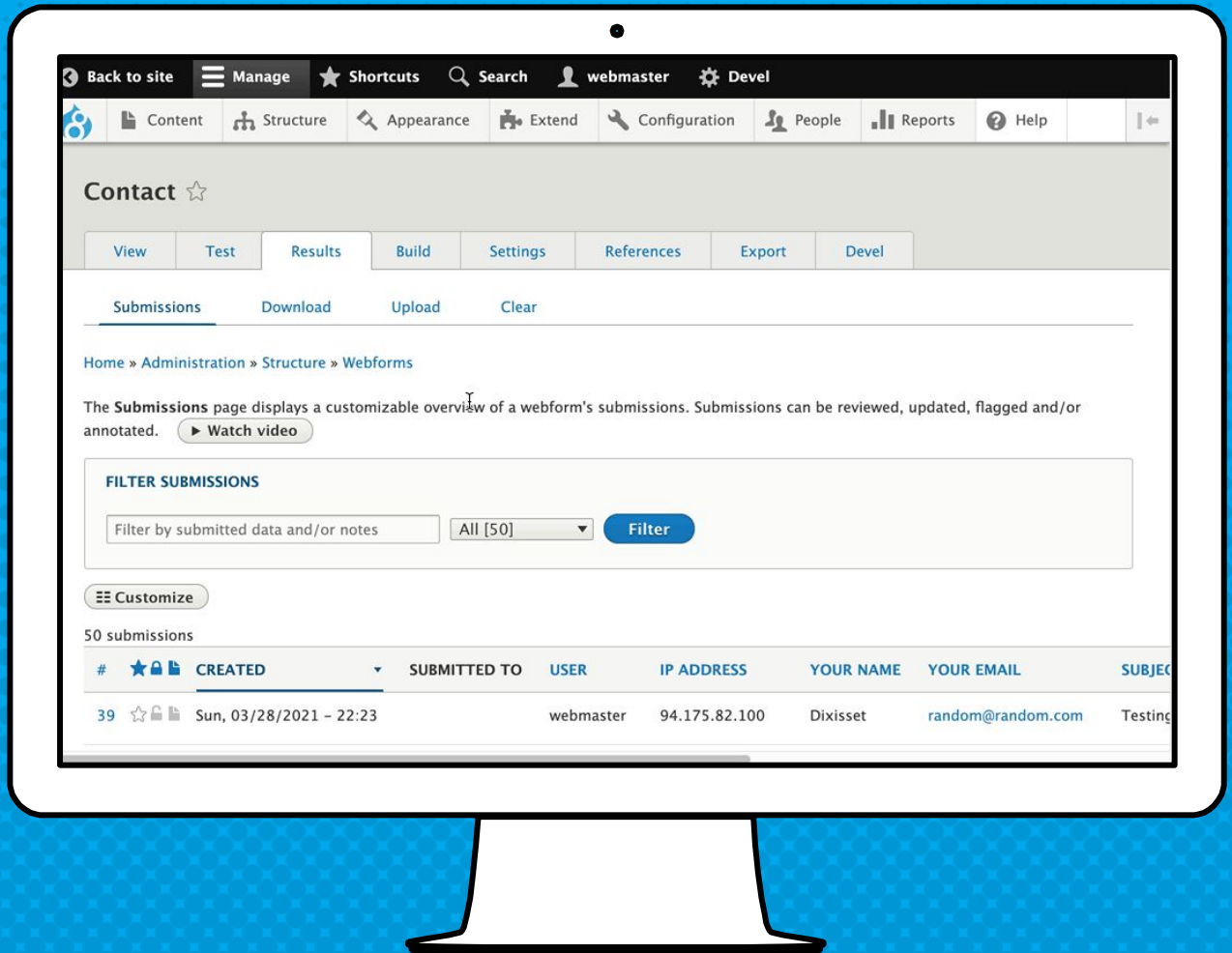
1. [Why use the Webform module?](#) ★
2. [Why did I build the Webform module?](#)
3. [What are some of the features?](#) ★
4. [What are some good examples?](#) ★
5. [What are the alternatives?](#)
6. [What is the YAML source mode?](#)
7. [What is a FAPI render array?](#)
8. [How do you alter forms & elements?](#)
9. [How to publish a webform?](#) ★
10. [What is a source entity?](#)
11. [How to improve a form's UX?](#) ★
12. [How to improve an element's UX?](#) ★
13. [How to use templates?](#)
14. [What is the anatomy of a form?](#)
15. [How to change a form's look-n-feel?](#)
16. [How to limit access to a webform?](#)
17. [How to share a webform?](#) ★
18. [How to secure a webform?](#) ★
19. [How to manage submissions?](#) ★
20. [How to distribute submissions?](#) ★
21. [How to extend the Webform module?](#) ★
22. [How to stop SPAM?](#)
23. [How to test webforms?](#)
24. [How to get help?](#) ★



19.

***HOW TO MANAGE
SUBMISSIONS?***

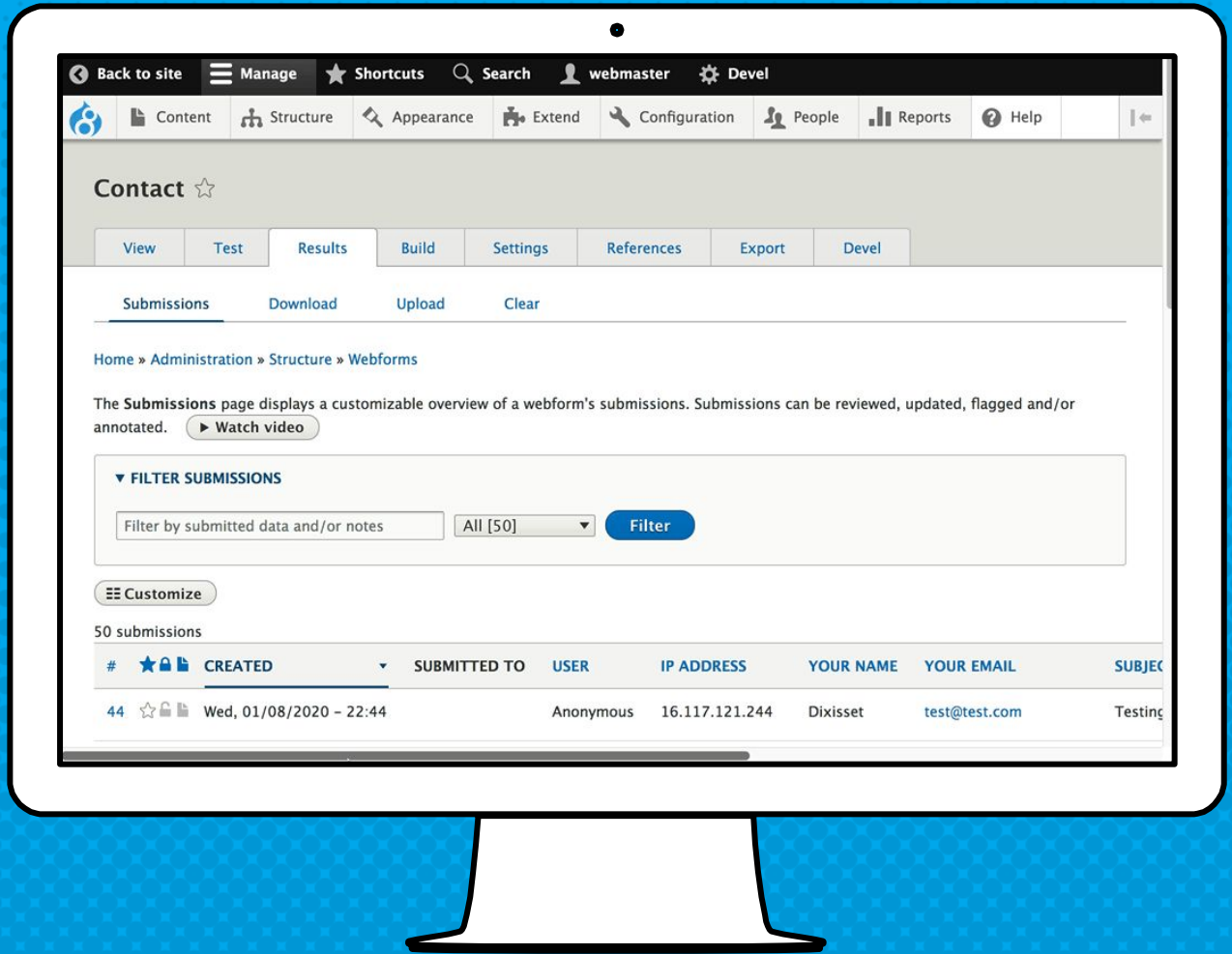
DOWNLOAD (OR UPLOAD) SUBMISSIONS



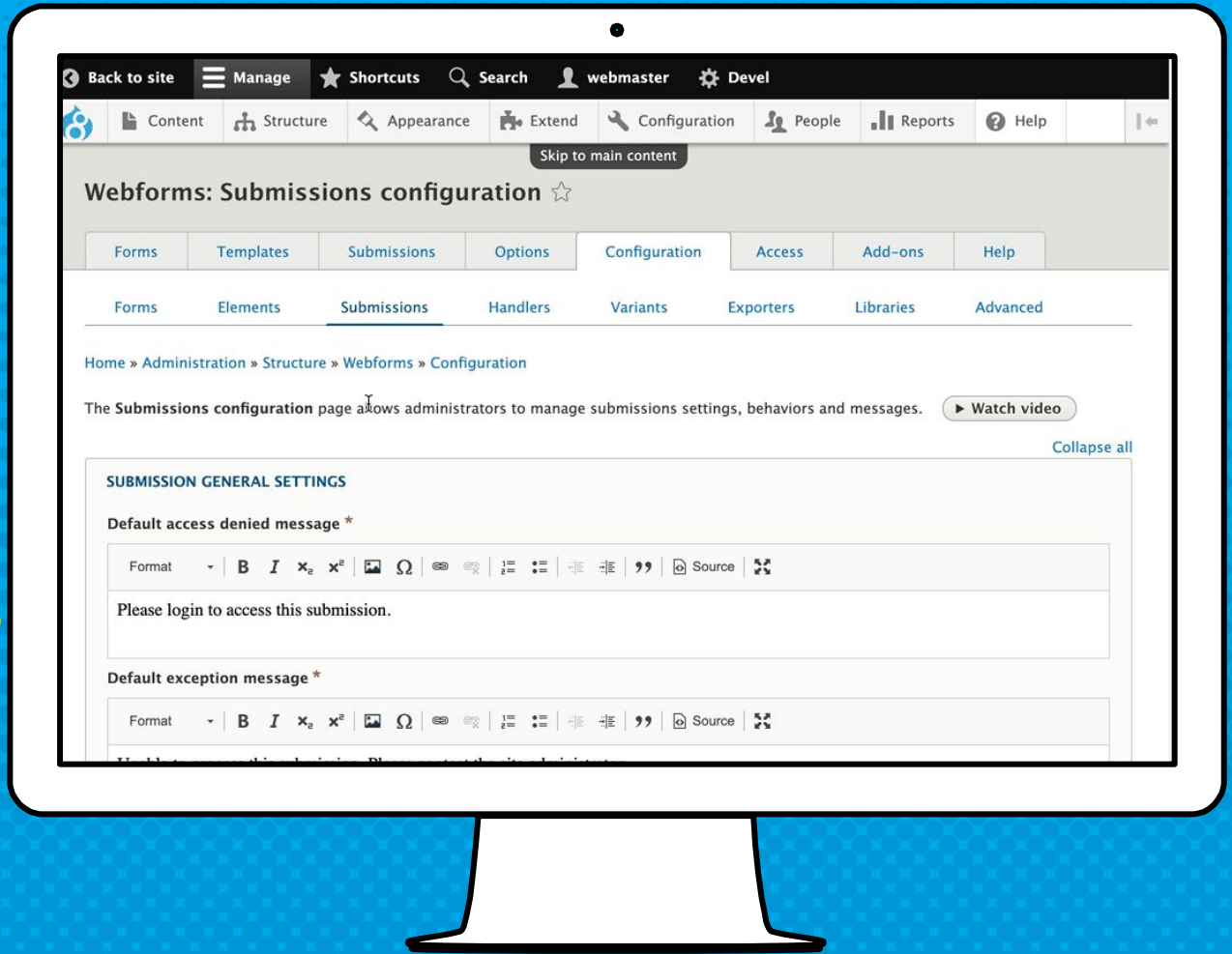
VIEWING & MANAGING SUBMISSIONS

- × Global submissions
- × Webform results
- × Webform node results
- × Webform user submissions
- × User submissions

**CUSTOMIZABLE
RESULTS
TABLE
WITH OR
WITHOUT
VIEWS**



**REPLACE
THE DEFAULT
RESULTS
TABLE WITH
CUSTOM
WEBFORM VIEWS**



ANSWERING THE WHY, WHAT, & HOW QUESTIONS

1. [Why use the Webform module?](#) ★
2. [Why did I build the Webform module?](#)
3. [What are some of the features?](#) ★
4. [What are some good examples?](#) ★
5. [What are the alternatives?](#)
6. [What is the YAML source mode?](#)
7. [What is a FAPI render array?](#)
8. [How do you alter forms & elements?](#)
9. [How to publish a webform?](#) ★
10. [What is a source entity?](#)
11. [How to improve a form's UX?](#) ★
12. [How to improve an element's UX?](#) ★
13. [How to use templates?](#)
14. [What is the anatomy of a form?](#)
15. [How to change a form's look-n-feel?](#)
16. [How to limit access to a webform?](#)
17. [How to share a webform?](#) ★
18. [How to secure a webform?](#) ★
19. [How to manage submissions?](#) ★
20. [How to distribute submissions?](#) ★
21. [How to extend the Webform module?](#) ★
22. [How to stop SPAM?](#)
23. [How to test webforms?](#)
24. [How to get help?](#) ★

20.

***HOW DO YOU
DISTRIBUTE A WEBFORM
SUBMISSION?***

WEBFORM HANDLER USE CASES

- × Email notification and confirmation
- × Push data to CRM
- × Subscribe to mailing lists
- × Flag a submission based on submitted values
- × Conditionally change confirmation message

WEBFORM HANDLERS

Email

Sends a webform submission via an email

Action & Settings

Trigger a conditional action or setting on a submission

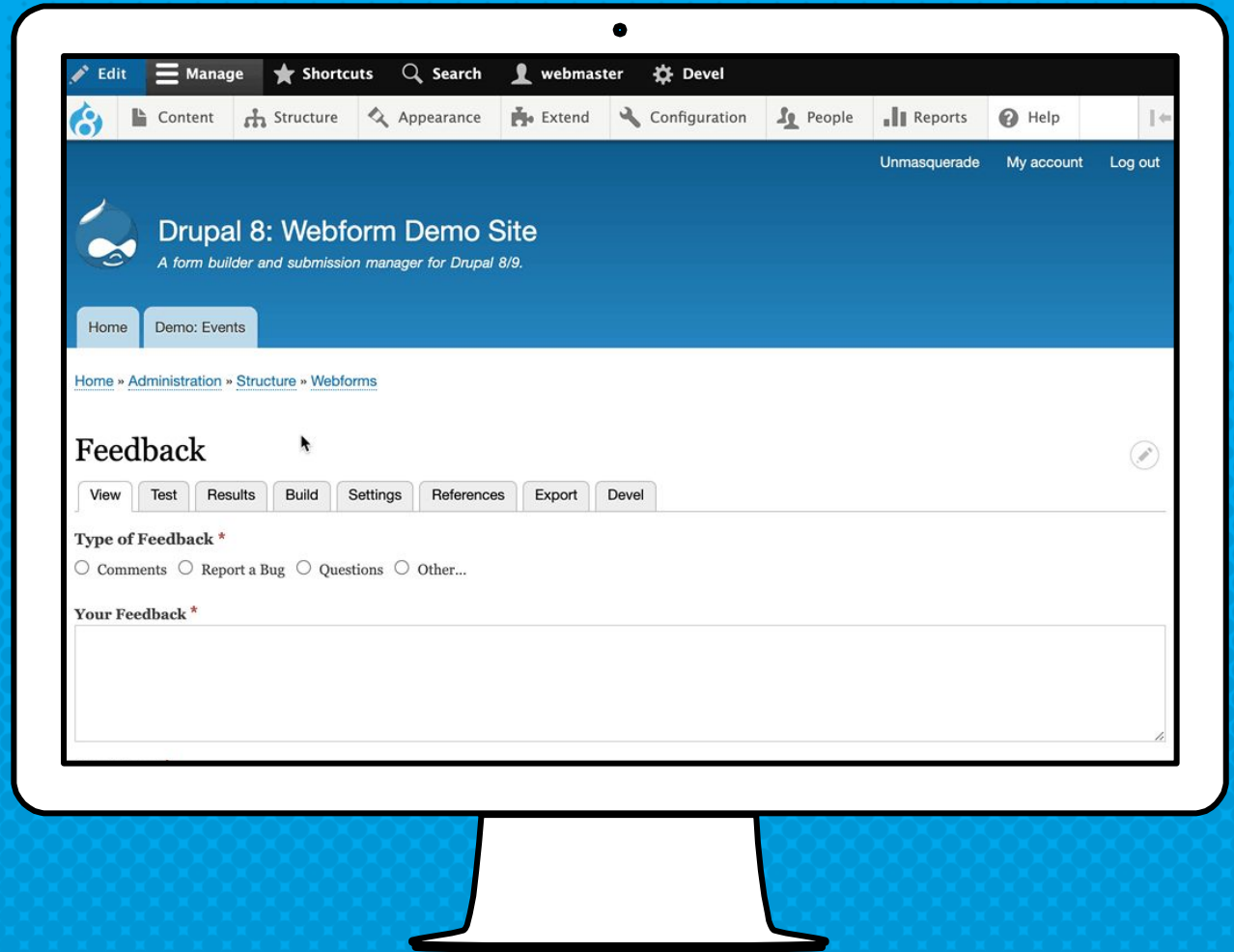
Remote Post

Posts webform submissions to a URL

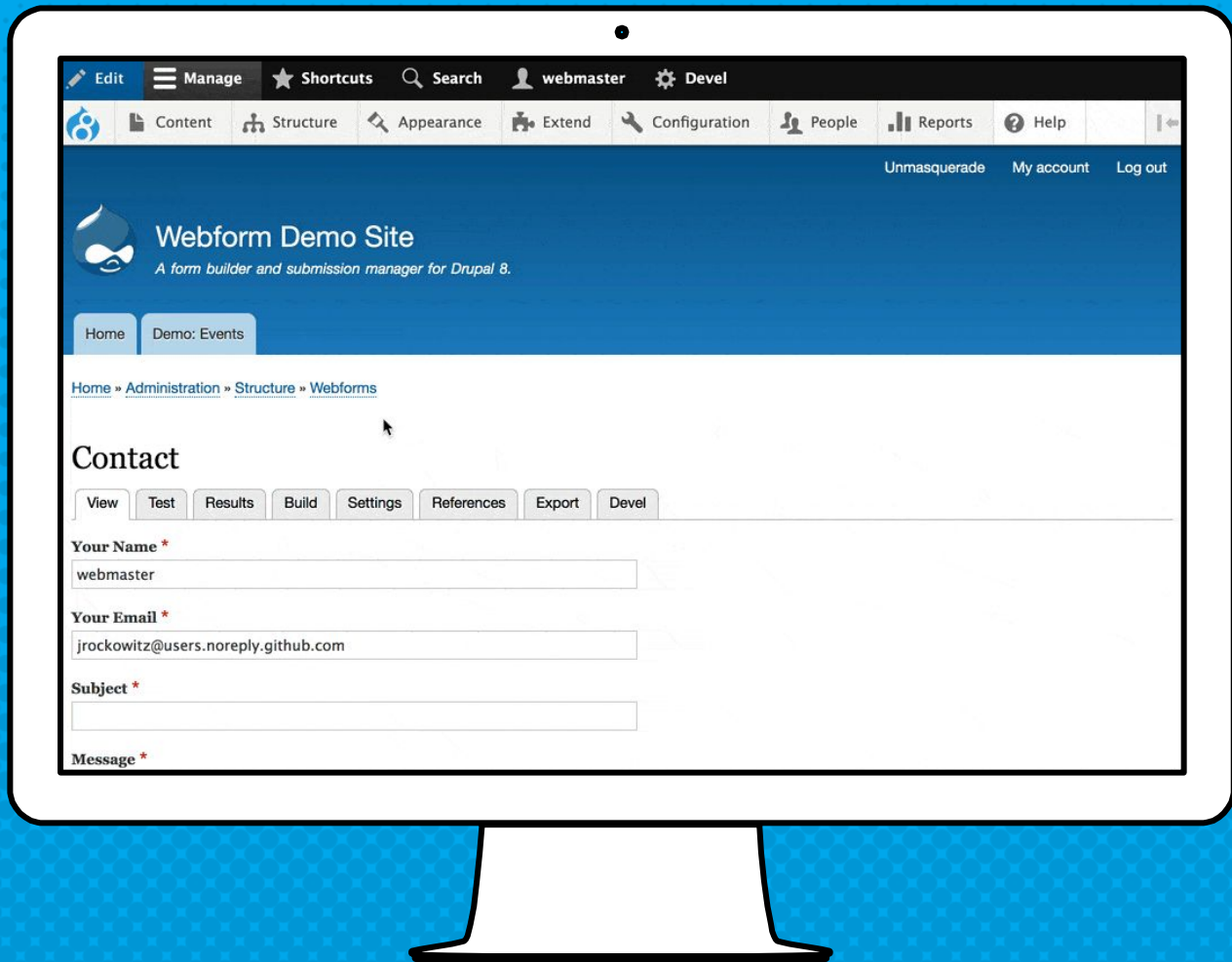
Debug

Debug webform submission

SEND & ROUTE EMAILS USING AN EMAIL HANDLER



**SEND
SUBMISSION
DATA OUT OF
DRUPAL USING A
REMOTE POST
HANDLER**

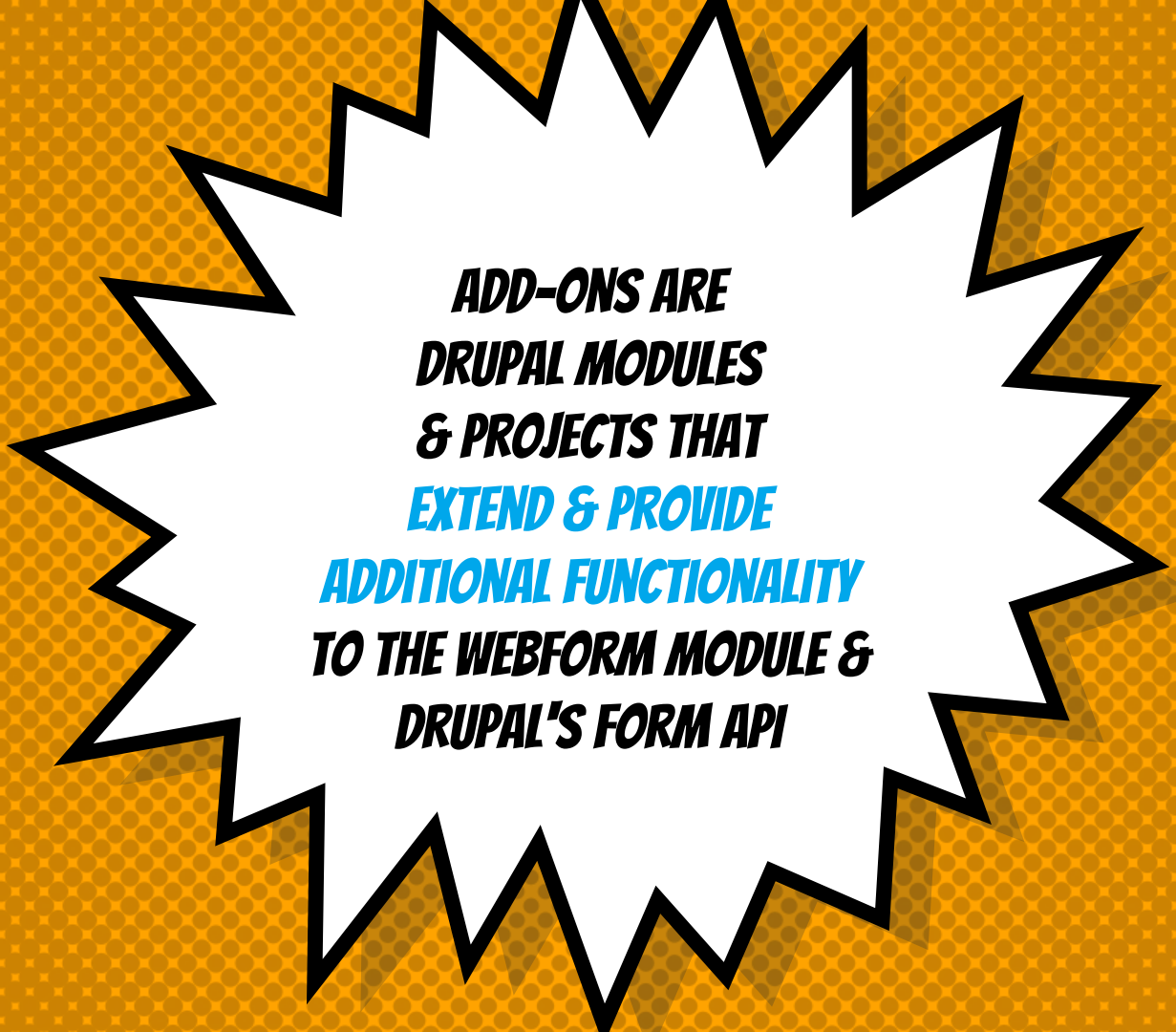


ANSWERING THE WHY, WHAT, & HOW QUESTIONS

1. [Why use the Webform module?](#) ★
2. [Why did I build the Webform module?](#)
3. [What are some of the features?](#) ★
4. [What are some good examples?](#) ★
5. [What are the alternatives?](#)
6. [What is the YAML source mode?](#)
7. [What is a FAPI render array?](#)
8. [How do you alter forms & elements?](#)
9. [How to publish a webform?](#) ★
10. [What is a source entity?](#)
11. [How to improve a form's UX?](#) ★
12. [How to improve an element's UX?](#) ★
13. [How to use templates?](#)
14. [What is the anatomy of a form?](#)
15. [How to change a form's look-n-feel?](#)
16. [How to limit access to a webform?](#)
17. [How to share a webform?](#) ★
18. [How to secure a webform?](#) ★
19. [How to manage submissions?](#) ★
20. [How to distribute submissions?](#) ★
21. [How to extend the Webform module?](#) ★
22. [How to stop SPAM?](#)
23. [How to test webforms?](#)
24. [How to get help?](#) ★

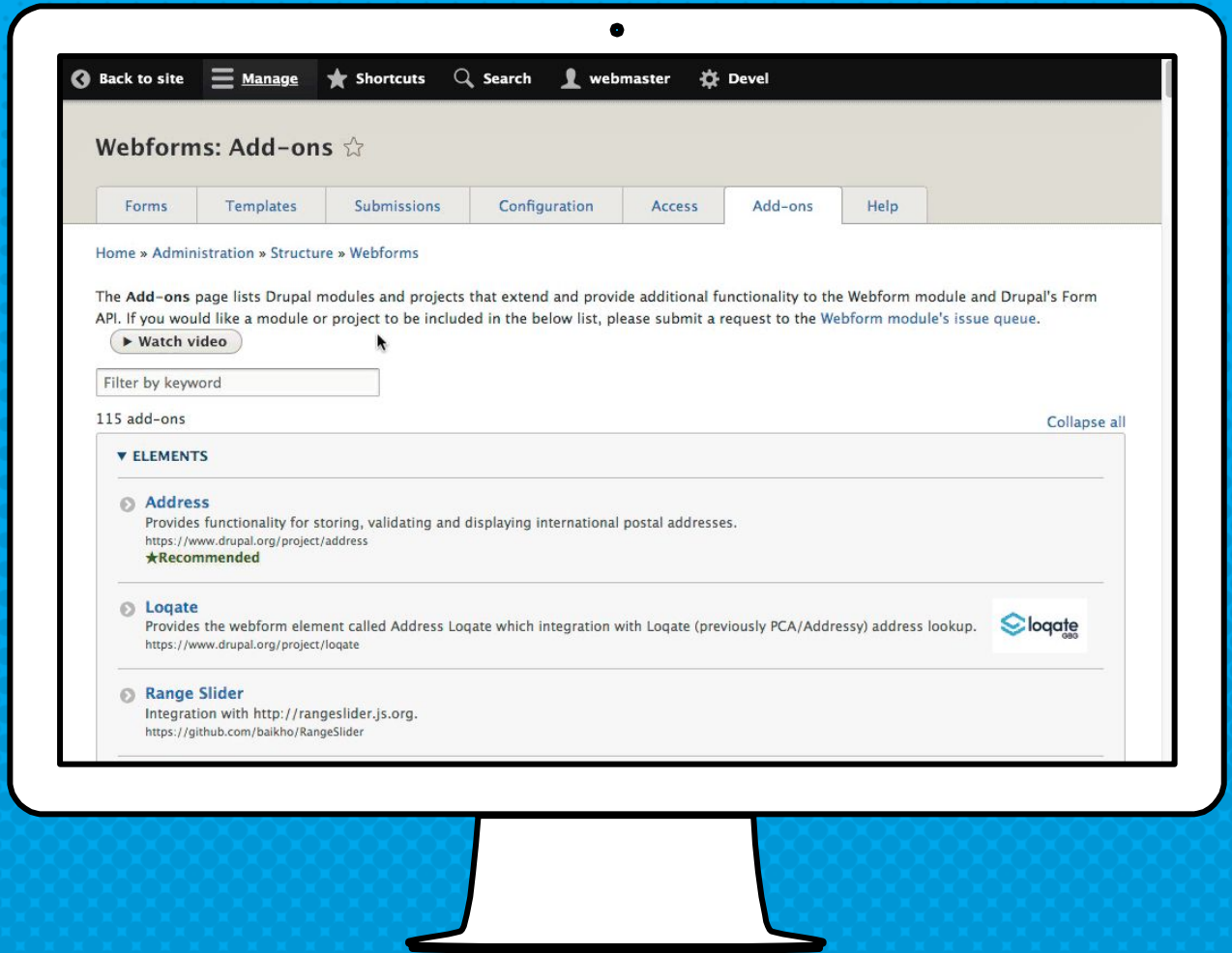
21.

***HOW TO EXTEND THE
WEBFORM MODULE?***



**ADD-ONS ARE
DRUPAL MODULES
& PROJECTS THAT
EXTEND & PROVIDE
ADDITIONAL FUNCTIONALITY
TO THE WEBFORM MODULE &
DRUPAL'S FORM API**

INSTALL WEBFORM ADD-ONS



TYPES OF WEBFORM ADD-ONS

- × SPAM Protection
 - × Validation
 - × Elements
 - × Integration
 - × Submissions
 - × Mail
-
- × REST
 - × Configuration
 - × Migrate
 - × Multilingual
 - × Workflow
 - × Development

ANSWERING THE WHY, WHAT, & HOW QUESTIONS

1. [Why use the Webform module?](#) ★
2. [Why did I build the Webform module?](#)
3. [What are some of the features?](#) ★
4. [What are some good examples?](#) ★
5. [What are the alternatives?](#)
6. [What is the YAML source mode?](#)
7. [What is a FAPI render array?](#)
8. [How do you alter forms & elements?](#)
9. [How to publish a webform?](#) ★
10. [What is a source entity?](#)
11. [How to improve a form's UX?](#) ★
12. [How to improve an element's UX?](#) ★
13. [How to use templates?](#)
14. [What is the anatomy of a form?](#)
15. [How to change a form's look-n-feel?](#)
16. [How to limit access to a webform?](#)
17. [How to share a webform?](#) ★
18. [How to secure a webform?](#) ★
19. [How to manage submissions?](#) ★
20. [How to distribute submissions?](#) ★
21. [How to extend the Webform module?](#) ★
22. [How to stop SPAM?](#)
23. [How to test webforms?](#)
24. [How to get help?](#) ★



22.

***HOW DO TO STOP
SPAM?***

SPAM PROTECTION: ADD-ONS

Honeypot

Mitigates spam form submissions using the honeypot method.

<https://www.drupal.org/project/honeypot>

Antibot

Prevent forms from being submitted without JavaScript enabled.

<https://www.drupal.org/project/antibot>

CAPTCHA

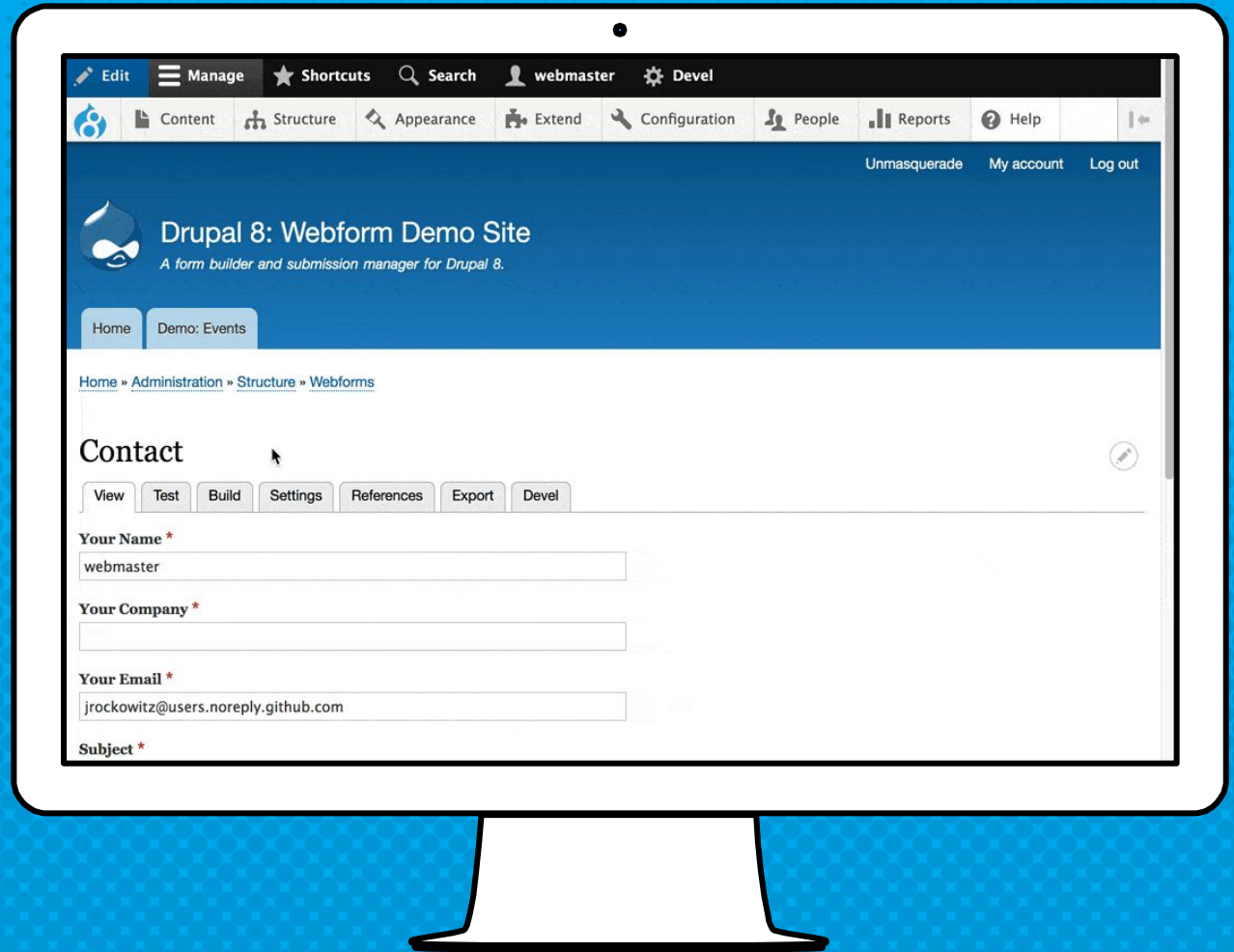
Provides CAPTCHA for adding challenges to arbitrary forms.

<https://www.drupal.org/project/captcha>

SPAM PROTECTION: TIPS & TRICKS

- × CAPTCHA works the best but it is the most annoying
- × Honeypot can be good enough without annoying users
- × SPAM protection modules may disable page caching

**A GOOD SPAM
PROTECTION
RECIPE IS
HONEYPOT
& ANTIBOT**



ANSWERING THE WHY, WHAT, & HOW QUESTIONS

1. [Why use the Webform module?](#) ★
2. [Why did I build the Webform module?](#)
3. [What are some of the features?](#) ★
4. [What are some good examples?](#) ★
5. [What are the alternatives?](#)
6. [What is the YAML source mode?](#)
7. [What is a FAPI render array?](#)
8. [How do you alter forms & elements?](#)
9. [How to publish a webform?](#) ★
10. [What is a source entity?](#)
11. [How to improve a form's UX?](#) ★
12. [How to improve an element's UX?](#) ★
13. [How to use templates?](#)
14. [What is the anatomy of a form?](#)
15. [How to change a form's look-n-feel?](#)
16. [How to limit access to a webform?](#)
17. [How to share a webform?](#) ★
18. [How to secure a webform?](#) ★
19. [How to manage submissions?](#) ★
20. [How to distribute submissions?](#) ★
21. [How to extend the Webform module?](#) ★
22. [How to stop SPAM?](#)
23. [How to test webforms?](#)
24. [How to get help?](#) ★



23.

***HOW TO TEST
WEBFORMS?***

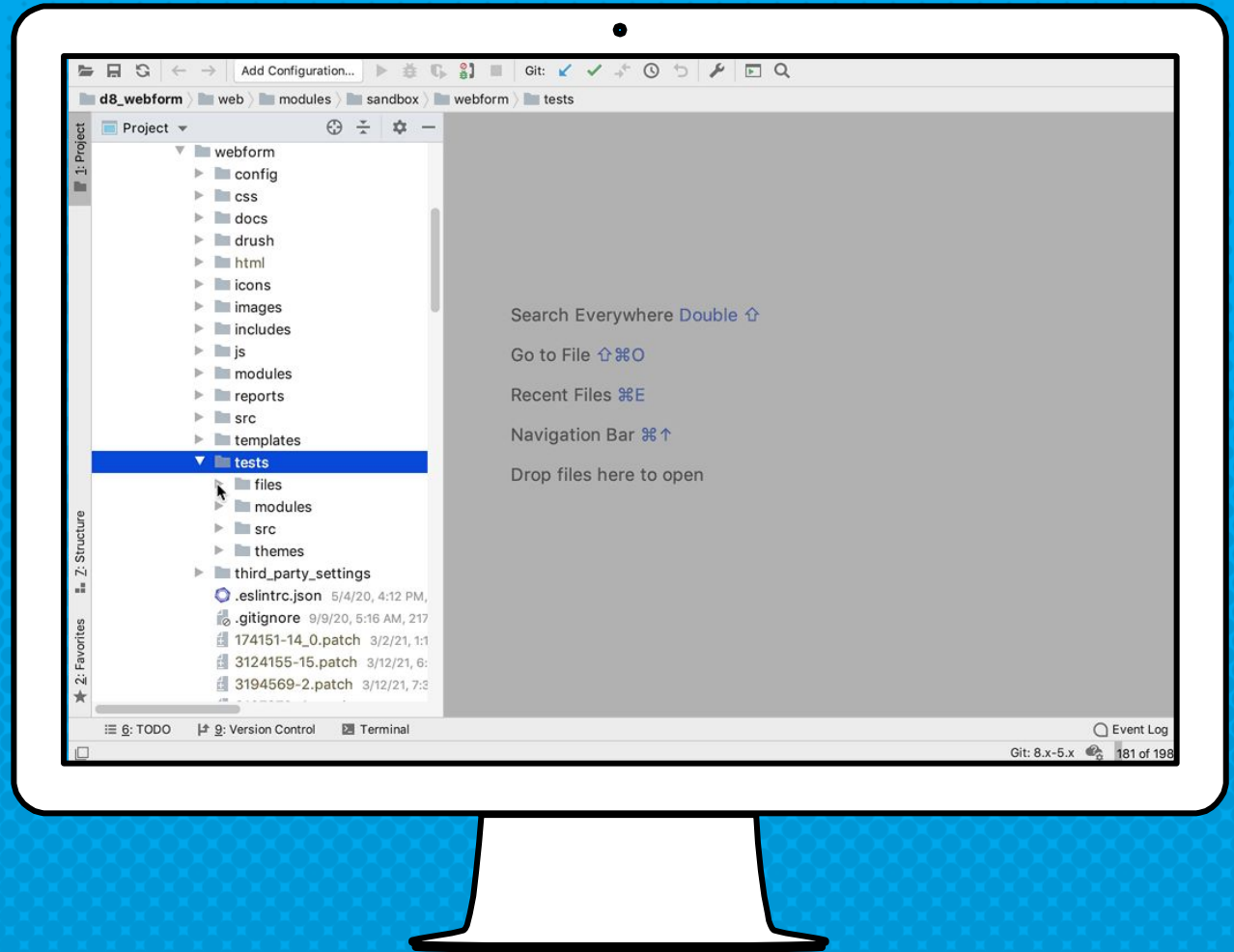


***TESTS CONFIRM
EXPECTATIONS***

WEBFORM TESTS CONFIRM

- × Rendering: Check an element's markup
- × Processing: Check an input's default value
- × Validation: Check required error messages
- × Settings: Check labels and layout
- × Access: Check user access controls

**THE WEBFORM
MODULE HAS A
LOT OF TESTS
WHICH YOU CAN
LEVERAGE IN
YOUR CUSTOM
PROJECTS.**



TESTING BEST PRACTICES

- × Create a test module with exported webforms
 - × Write tests for every element and setting
 - × Establish repeatable testing patterns
 - × Organize tests into groups/subdirectories
-
- × Having easy-to-repeat manual tests is okay
 - × Some tests are better than no tests

ANSWERING THE WHY, WHAT, & HOW QUESTIONS

1. [Why use the Webform module?](#) ★
2. [Why did I build the Webform module?](#)
3. [What are some of the features?](#) ★
4. [What are some good examples?](#) ★
5. [What are the alternatives?](#)
6. [What is the YAML source mode?](#)
7. [What is a FAPI render array?](#)
8. [How do you alter forms & elements?](#)
9. [How to publish a webform?](#) ★
10. [What is a source entity?](#)
11. [How to improve a form's UX?](#) ★
12. [How to improve an element's UX?](#) ★
13. [How to use templates?](#)
14. [What is the anatomy of a form?](#)
15. [How to change a form's look-n-feel?](#)
16. [How to limit access to a webform?](#)
17. [How to share a webform?](#) ★
18. [How to secure a webform?](#) ★
19. [How to manage submissions?](#) ★
20. [How to distribute submissions?](#) ★
21. [How to extend the Webform module?](#) ★
22. [How to stop SPAM?](#)
23. [How to test webforms?](#)
24. [How to get help?](#) ★

24.

***HOW TO GET HELP WITH
THE WEBFORM MODULE?***

GETTING HELP

- × Documentation, Cookbook, & Screencasts

<https://www.drupal.org/docs/8/modules/webform>

- × Drupal Answers

<http://drupal.stackexchange.com>

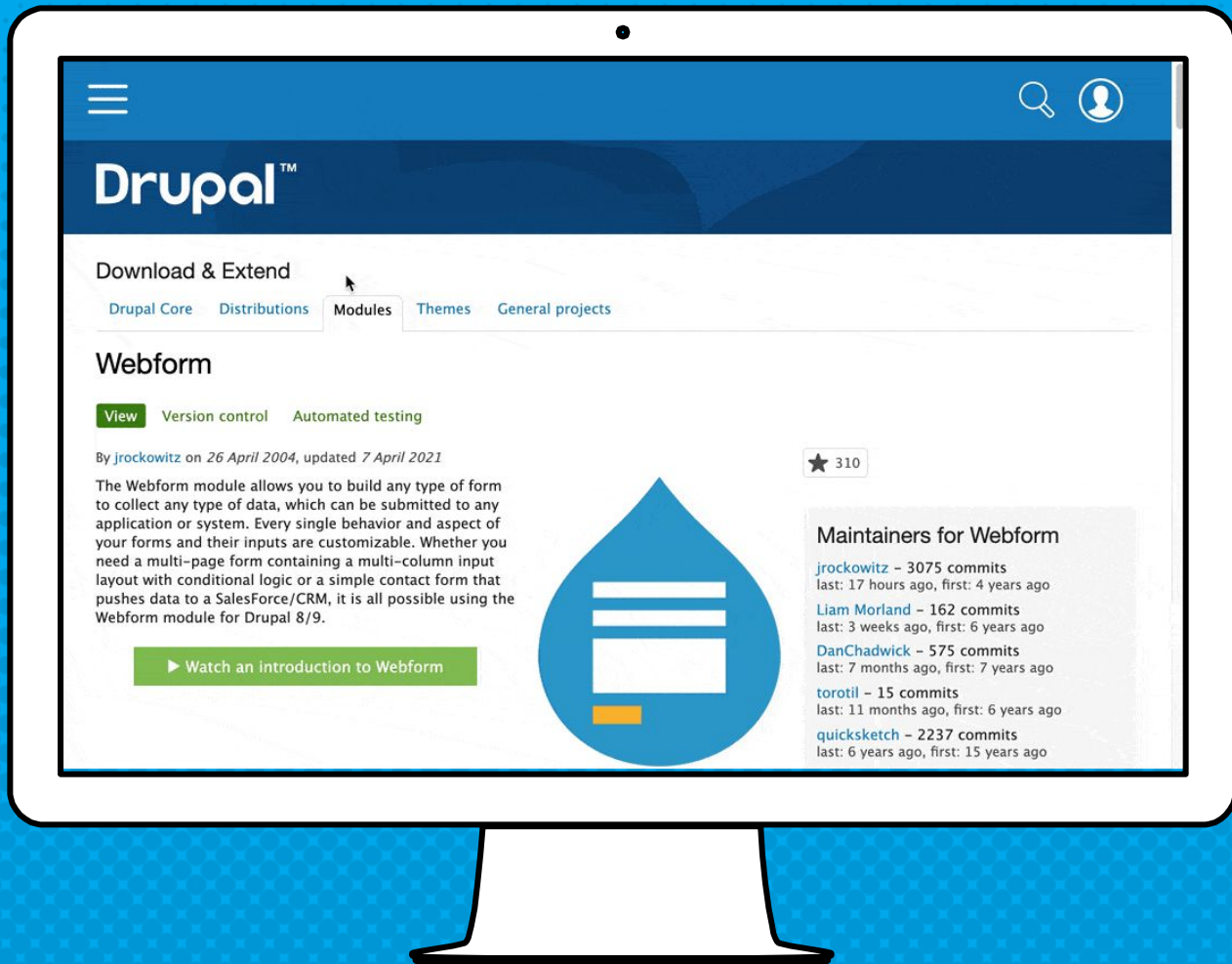
- × Webform Issue Queue

<https://www.drupal.org/project/issues/webform?version=8.x>

***TO DRUPAL
OR NOT TO
DRUPAL...***



**GET
INVOLVED,
FUND
DEVELOPMENT,
OR HIRE ME
PROFESSIONAL
SUPPORT**





JROCKOWITZ.COM

<https://www.drupal.org/u/jrockowitz>

